

# CAMSO WHL 773

FORMERLY SOLIDEAL RM L3



WHEEL LOADERS



## RELIABLE PERFORMANCE IN HARSH APPLICATIONS

Provides reliable performance on any surface. Brings chipping and chunking resistance as well as stability to abrasive and rocky settings.

[camso.co](http://camso.co)

## PERFORMANCE

TIRE LIFE



PUNCTURE RESISTANCE

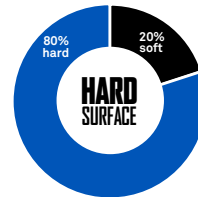


TRACTION



**ROAD  
FREE  
COMPANY**

## CAMSO WHL 773

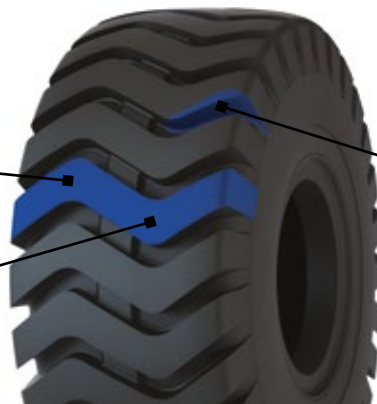


## WIDE FOOTPRINT

- Excellents stability in abrasive and rocky conditions

## MONO-BLOCK TREAD PATTERN

- Resists rubber chipping and chunking

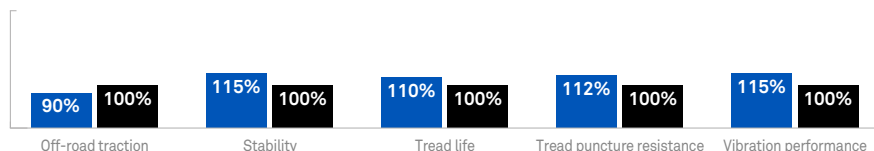


## HIGH LUG-TO-VOID RATIO

- Provides excellent durability and tread impact resistance

TIRE SIZE	TT / TBLS	RIM SIZE		ACTUAL TIRE DIMENSIONS			LOAD INDEX	SPEED SYMBOL	SERVICE	TRA CODE	MAXIMUM TIRE LOAD [kg] [lb] versus INFLATION PRESSURE [bar] [PSI]						
		Recom-mended	Alterna-tive	O.D. [mm] [in]	O.W. [mm] [in]	O.T.D. [mm] [32nd]					1.75	2.25	2.75	3.25	3.75	4.25	4.75
											25	32	39	46	54	61	68
17.5-25	TBLS	14.00/1.5	14.00/1.3 13.00/1.4 DC)	1350	445	30	177	A2	LOADER-DOZER	L-3	4250	4750	5350	5900	6400	6900	7300
				53.1	17.5	38					9400	10500	11800	13000	14150	15250	16100
				1350	445	30	158	B	EARTHMOVER	E-3	3100	3650	4050	-	-	-	-
				53.1	17.5	38					6850	8050	8950	-	-	-	-
				1350	445	30	150	A8	GRADER	G-3	2625	2900	3350	-	-	-	-
				53.1	17.5	38					5800	6400	7400	-	-	-	-
20.5-25	TBLS	17.00/2.0	17.00/2.0 IF	1490	520	32	186	A2	LOADER-DOZER	L-3	5500	6300	7100	7900	8550	9200	-
				58.7	20.5	40					12150	13900	15650	17450	18850	20300	-
				1490	520	32	170	B	EARTHMOVER	E-3	4150	4825	5450	6000	-	-	-
				58.7	20.5	40					9150	10650	12050	13250	-	-	-
23.5-25	TBLS	19.50/2.5	19.50/2.5 IF	1615	595	36	191	A2	LOADER-DOZER	L-3	7000	8000	9000	10000	10900	-	-
				63.6	23.4	45					15450	17650	19850	22100	24050	-	-
				1615	595	36	177	B	EARTHMOVER	E-3	5300	6150	6950	-	-	-	-
				63.6	23.4	45					11700	13600	15350	-	-	-	-
26.5-25	TBLS	22.00/3.0	22.00/3.0 IF	1750	675	37	203	A2	LOADER-DOZER	L-3	9500	10500	11500	12650	13600	14500	15500
				68.9	26.6	47					20950	23200	25400	27900	30000	32000	34200
				1750	675	37	188	B	EARTHMOVER	E-3	6750	7800	8750	9650	-	-	-
				68.9	26.6	47					14900	17200	19300	21300	-	-	-
29.5-25	TBLS	25.00/3.5	25.00/3.5 IF	1875	750	42	207	A2	LOADER-DOZER	L-3	10900	12150	13600	15000	16000	17500	-
				73.8	29.5	53					24050	26800	30000	33100	35300	38650	-
				1875	750	42	203	B	EARTHMOVER	E-3	8000	9250	10300	11500	-	-	-
				73.8	29.5	53					17650	20400	22750	25400	-	-	-

## CAMSO WHL 773 TYPICAL L2 PATTERN



The robust tread design of the Camso WHL 773 provides enhanced stability and tread impact resistance compared to a standard L2 tire. Users can expect **improved performance and durability** in mixed and hard surface applications.

AUTHORIZED DISTRIBUTOR:

**camso.co**

