



Pneumatic Tires.

Specialist Tires for
Maximum Efficiency.





ContiRT20 Performance

The New Standard in Power and Durability.



Increased tire life

Extra deep tread depth and maximum tread wear volume ①

Reduced energy consumption and CO₂ output via low rolling resistance rubber compounds

Low abrasion tread compound with resistance to damage caused by cuts and tears




Maximum tilting stability

Wide flat belt construction with reinforced steel beads ②

Stiffened sidewall technology that can adapt to uneven surfaces

Maximum tread width ensuring total contact between tire and ground



Comfort and traction on soft and uneven surfaces

Heavy duty rugged tread blocks ③

Multiple angled tread edges

Better transmission of forces via radial construction






- » Increased tire life: Outstanding mileage, durability, and damage resistance in extreme conditions
- » Maximum tilting stability: Safety when lifting and transporting heavy and fragile loads
- » Traction: All year round performance on difficult surfaces
- » Excellent comfort and handling: Ride comfort and reduced vibration for driver, protection for fragile goods
- » Damage resistance: Higher durability due to industrial tire construction
- » High productivity and lowest total operating cost in tough working conditions



ContiRV20 Velocity

Industrial Strength meets Industrial Speed.



Low energy consumption

Reduced energy consumption and CO₂ output via low rolling resistance rubber compounds

Radial tire construction for most efficient transmission of drive forces 4

Wet grip and traction

Molecular tread compound that grips structure of road surface 5

Ribbed tread profile for permanent contact with ground surface

Ride comfort and even wear

Radial tire construction gives optimum damping 6

Ribbed tread pattern for smooth road contact

Closed shoulder to avoid tearing and elimination of saw-tooth wear



- » Low energy consumption: Excellent fuel economy and optimum battery life on electric vehicles
- » Wet grip and traction: Improved safety via shorter stopping distances and grip on slippery or sloping surfaces
- » Excellent comfort and handling: Ride comfort and reduced vibration for driver, protection for fragile goods
- » Damage resistance: Higher durability due to industrial tire construction
- » High productivity and lowest total operating cost in fast moving logistic environments



IC 70 Extra Deep

For all Wheel Positions

The universal industrial tire for all wheel positions in the small 8" sizes.



ContiRV20 Industrial

Riding Comfort

The industrial tire with circumferential ribs for good comfort and even wear.



ConRad HT1

Tougher for Longer Service

The twin fitment solution for large forklifts.





IC 40 Extra Deep

For Demanding Applications in Hard Conditions

The tire for demanding applications, where high mileage and durability are critical.

Features

Crossply construction

Stiff sidewall

Thick tread depth

Customer benefits

High loading capability

High tire stability

High damage resistance



IC 10 / IC 12

The Universal Tire for all Wheel Positions

The sturdy construction provides protection from tread punctures.

Features

Good suspension

Customer benefits

Good ride comfort



Tubeless Sealing Ring

Improved Safety and Mobility.

The TSR is a product which enables the mounting of tubeless industrial Tires on standard industrial vehicle rims, which, because of their construction, must normally be mounted with a tube and a flap. The TSR consists of a rubber ring with an integrated Tire inflation valve. The rubber ring sits on the cylindrical part of the rim between the beads of the Tire, and ensures an airtight interface sealing the Tire chamber, without the use of a tube and flap.



Industrial Crossply Tires

DIN Standard 7811

Size	PR	LI	GSY	Tread Pattern	Tire Type
4" Rim					
3.00-4	4	51	A5	IC 35 • IC 10	TT
4.00-4	6	77	A5	IC 10	TT
8" Rim					
4.00-8	6	90	A5	IC 10	TT
4.00-8	10	97	A5	IC 10	TT
5.00-8	8	106	A5	IC 40 • IC 10	TT
15x4½-8 (125/75-8)	12	100	A5	IC 36	TT
16x6-8 (150/75-8)	16	113	A5	IC 12	TT
18x7-8 (180/70-8)	16	125	A5	IC 40 • IC 12	TT
9" Rim					
6.00-9	12	121	A5	IC 40 • IC 10	TT
21x8-9 (200/75-9)	14	131	A5	IC 40	TT
21x8-9 (200/75-9)	16	134	A5	IC 12	TT
10" Rim					
6.50-10	14	128	A5	IC 40 • IC 10	TT
7.50-10	12	133	A5	IC 10	TT
23x9-10 (225/75-10)	14	134	A5	IC 30 • IC 12	TT
23x9-10 (225/75-10)	20	142	A5	IC 40 • IC 12	TT
12" Rim					
7.00-12	14	134	A5	IC 40 • IC 10	TT
7.00-12	16	136	A5	IC 40 • IC 10	TT
27x10-12 (250/75-12)	14	143	A5	IC40 • IC 30 • IC 12	TT
27x10-12 (250/75-12)	20	152	A5	IC40 • IC 12	TT
13" Rim					
21x4	4	98	A5	IC10	TT
22x4½	4	101	A5	IC10	TT
23x5	6	113	A5	IC 40 • IC 10	TT
25x6	8	126	A5	IC 40 • IC 10	TT
15" Rim					
7.00-15	12	138	A5	IC 10	TT
7.50-15	14	144	A5	IC 40	TT
7.50-15	16	146	A5	IC 10	TT
8.15-15 (225/75-15) (28x9-15)	14	146	A5	IC 40 • IC 12	TT
8.25-15	18	153	A5	IC 40 • IC 10	TT
10.00-15	18	158	A5	IC10	TT
200-15 (200/85-15)	12	139	A5	IC 12	TT
250-15 (250/70-15)	18	153	A5	IC 40 • IC 12	TT
300-15 (315/70-15)	22	165	A5	IC 40 • IC 12	TT
350-15 (355/65-15)	24	170	A5	IC 40 • IC 12	TL
20" Rim					
10.00-20 (290/95-20)	18	166	A5	IC 40	TL
12.00-20 (330/95-20)	20	176	A5	IC 40	TL

Pneumatic Tires from Continental

Continental Industrial Pneumatic Tires provide comfort on all surfaces and therefore offer the protection of people, goods and material in many transporting and lifting tasks. The pneumatic range is complimented by a wide crossply range which offers excellent price performance ratio in general and specialist industrial applications.

Industrial Radial Tires

DIN Standard 7811

Size	PR	LI	GSY	Tread Pattern	Tire Type
8" Rim					
5.00R8	10	111	A5	IC 70	TL
125/75R8 (15x4½R8)	12	100	A5	IC 70	TL
150/75R8 (16x6R8)	16	113	A5	IC 70	TL
180/70R8 (18x7R8)	16	125	A5	ContiRV20 • ContiRT20	TL
9" Rim					
6.00R9	12	121	A5	ContiRV20 • ContiRT20	TL
10" Rim					
6.50R10	14	128	A5	ContiRV20 • ContiRT20	TL
225/75R10 (23x9R10)	20	142	A5	ContiRV20 • ContiRT20	TL
12" Rim					
7.00R12	16	136	A5	ContiRV20 • ContiRT20	TL
250/75R12 (27x10R12)	20	152	A5	ContiRT20	TL
13" Rim					
165R13		102	A5	ContiRV20	TL
15" Rim					
7.00R15	14	143	A5	ContiRV20 • ContiRT20	TL
7.50R15	16	146	A5	ContiRV20 • ContiRT20	TL
225/75R15 (28x9R15)	16	149	A5	ContiRT20	TL
250/70R15 (250R15)	18	153	A5	ContiRV20 Industrial • ContiRT20	TL
8.25R15	18	153	A5	ConRad HT1 • ContiRV20 Industrial • Conti RT20	TL
315/70R15 (300R15)	22	165	A5	ContiRT20 • ContiRV20 Industrial	TL
355/65R15 (350R15)	24	170	A5	ContiRT20	TL
20" Rim					
10.00R20 (290/95R20)	18	166	A5	ContiRT20	TL
11.00R20 (300/95R20)		169	A5	ContiRT20	TL
12.00R20 (330/95R20)	20	176	A5	ConRadHT1 • ContiRT20 • ContiRV20 Industrial	TL

Continental Reifen Deutschland GmbH

Commercial Specialty Tires

Büttnerstraße 25. 30165 Hannover

T. +49 511 938-01

mail_service@conti.de

www.continental-specialty-tires.com

