















Article code	mm	mm	mm	mm	mm	mm	mm	kg
PL 050/25/1	50	25	72	80 x 60	60 x 40	7	21	75
PL 070/30/1 L	70	30	103	105 x 85	80 x 60	9	38	120
PL 080/30/1 L	80	30	108	105 x 85	80 x 60	9	38	120
PL 100/34/1 L	100	34	128	105 x 85	80 x 60	9	38	125
PL 100/40/1	100	40	126	135 x 110	105 x 80	11	40	300
PL 125/40/1 L	125	40	155	105 x 85	80 x 60	9	45	180
PL 125/40/1	125	40	164	135 x 110	105 x 80	11	55	300
PL 150/42/1	150	42	194	135 x 110	105 x 80	11	55	300
PL 175/50/1	175	50	217	135 x 110	105 x 80	11	55	350
PL 200/50/1	200	50	239	135 x 110	105 x 80	11	55	400
PL 250/50/1	250	50	290	135 x 110	105 x 80	11	55	400

Industrial swivel castors with PEVOLON® wheels
Wheels series A/B with plain bearing (/1), see page 36/39.

								
Article code	mm	mm	mm	mm	mm	mm	mm	kg
PB 050/25/1	50	25	72	93 x 50	71 x 24	6	75	75
PB 070/30/1 L	70	30	103	105 x 85	80 x 60	9	120	120
PB 080/30/1 L	80	30	108	105 x 85	80 x 60	9	120	120
PB 100/34/1 L	100	34	128	105 x 85	80 x 60	9	125	125
PB 100/40/1	100	40	126	135 x 110	105 x 80	11	300	300
PB 125/40/1	125	40	164	135 x 110	105 x 80	11	300	300
PB 125/40/1 L	125	40	155	105 x 85	80 x 60	9	180	180
PB 150/42/1	150	42	194	135 x 110	105 x 80	11	300	300
PB 175/50/1	175	50	217	135 x 110	105 x 80	11	350	350
PB 200/50/1	200	50	239	135 x 110	105 x 80	11	400	400
PB 250/50/1	250	50	290	135 x 110	105 x 80	11	400	400

1-way directional lock only available for plate 135 x 110 mm.
ALLSTOP total locking device not available for wheel diameter 50 mm and 70 mm.

ALLSTOP total locking device Code: PLF...	single bolt hole Code: PL...R	single bolt hole/total lock Code: PLF...R
		
directional lock Code: PL.../...1RIF	foot protection Code: ...PRO	stem fitting Code: PLZ...*
		

Industrial swivel castor brackets with a load capacity of up to 400 kg
Housings made of pressed steel, zinc and chromated. Swivel head with double ball bearings, dust and splash proof, with riveted kingpin. ALLSTOP total locking device on the trailing side of the housing, blocks rolling and swivel motion simultaneously.

* with locking device code: PLFZ...









PE·VO·LON® industrial castors









Series PB/3

Series PL/3

								
Article code	mm	mm	mm	mm	mm	mm	mm	kg
PL 100/34/3 L	100	34	128	105 x 85	80 x 60	9	38	125
PL 125/40/3 L	125	40	155	105 x 85	80 x 60	9	45	150
PL 125/40/3	125	40	164	135 x 110	105 x 80	11	55	250
PL 150/42/3	150	42	194	135 x 110	105 x 80	11	55	300
PL 200/50/3	200	50	239	135 x 110	105 x 80	11	55	400
PL 100/40/5	100	40	126	135 x 110	105 x 80	11	40	300
PL 125/40/5	125	40	164	135 x 110	105 x 80	11	55	300
PL 150/50/5	150	50	194	135 x 110	105 x 80	11	55	400
PL 200/50/5	200	50	239	135 x 110	105 x 80	11	55	400
PL 250/50/5	250	50	290	135 x 110	105 x 80	11	55	400

							
Article code	mm	mm	mm	mm	mm	mm	kg
PB 100/34/3 L	100	34	128	105 x 85	80 x 60	9	125
PB 125/40/3 L	125	40	155	105 x 85	80 x 60	9	150
PB 125/40/3	125	40	164	135 x 110	105 x 80	11	250
PB 150/42/3	150	42	194	135 x 110	105 x 80	11	300
PB 200/50/3	200	50	239	135 x 110	105 x 80	11	400
PB 100/40/5	100	40	126	135 x 110	105 x 80	11	300
PB 125/40/5	125	40	164	135 x 110	105 x 80	11	300
PB 150/50/5	150	50	194	135 x 110	105 x 80	11	400
PB 200/50/5	200	50	239	135 x 110	105 x 80	11	400
PB 250/50/5	250	50	290	135 x 110	105 x 80	11	400

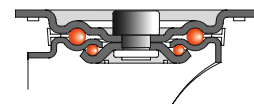
1-way directional lock not available for plate 105 x 85 mm.

ALLSTOP total locking device Code: PLF...	single bolt hole Code: PL.../...R	single bolt hole/total lock Code: PLF.../...R
		
directional lock Code: PL.../...1RIF	foot protection Code: ...PRO	stem fitting Code: PLZ...*
		

Industrial swivel castors with PEVOLON® wheels

Wheels series A/B with roller bearing (/3) or ball bearings (/5). Wheels series A with ball bearings (/5), see page 37.

Industrial fixed castors



Industrial swivel castor brackets with a load capacity of up to 400 kg

Housings made of pressed steel, zinc and chromated. Swivel head with double ball bearings, dust and splash proof, with riveted kingpin. Standard type with top plate. ALLSTOP total locking device on the trailing side of the housing, blocks rolling and swivel motion simultaneously.









* with locking device code: PLFZ...

PE·VO·LON® heavy-duty industrial castors











Series WB/5

Series WL/5

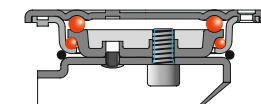
							
Article code	mm	mm	mm	mm	mm	mm	kg
WL 080/35/5 L	80	35	118	105 x 85	80 x 60	9	300
WL 100/40/5 L	100	40	140	105 x 85	80 x 60	9	350
WL 100/50/5	100	50	148	135 x 110	105 x 80	11	600
WL 125/40/5 L	125	40	165	105 x 85	80 x 60	9	350
WL 125/50/5	125	50	178	135 x 110	105 x 80	11	700
WL 150/50/5	150	50	205	135 x 110	105 x 80	11	750
WL 175/50/5	175	50	228	135 x 110	105 x 80	11	750
WL 200/50/5	200	50	250	135 x 110	105 x 80	11	750
WL 250/50/5	250	50	307	200 x 160	160 x 120	15	1.000
WL 300/60/5	300	60	347	200 x 160	160 x 120	15	1.400

Heavy-duty industrial swivel castors with PEVOLON® wheels

Wheels series A with ball bearings (/5), see page 37.

							
Article code	mm	mm	mm	mm	mm	mm	kg
WB 080/35/5 L	80	35	118	105 x 85	80 x 60	9	300
WB 100/40/5 L	100	40	140	105 x 85	80 x 60	9	350
WB 100/50/5	100	50	148	135 x 110	105 x 80	11	600
WB 125/40/5 L	125	40	165	105 x 85	80 x 60	9	350
WB 125/50/5	125	50	178	135 x 110	105 x 80	11	700
WB 150/50/5	150	50	205	135 x 110	105 x 80	11	750
WB 175/50/5	175	50	228	135 x 110	105 x 80	11	750
WB 200/50/5	200	50	250	135 x 110	105 x 80	11	750
WB 250/50/5	250	50	307	200 x 160	160 x 120	15	1.000
WB 300/60/5	300	60	347	200 x 160	160 x 120	15	1.400

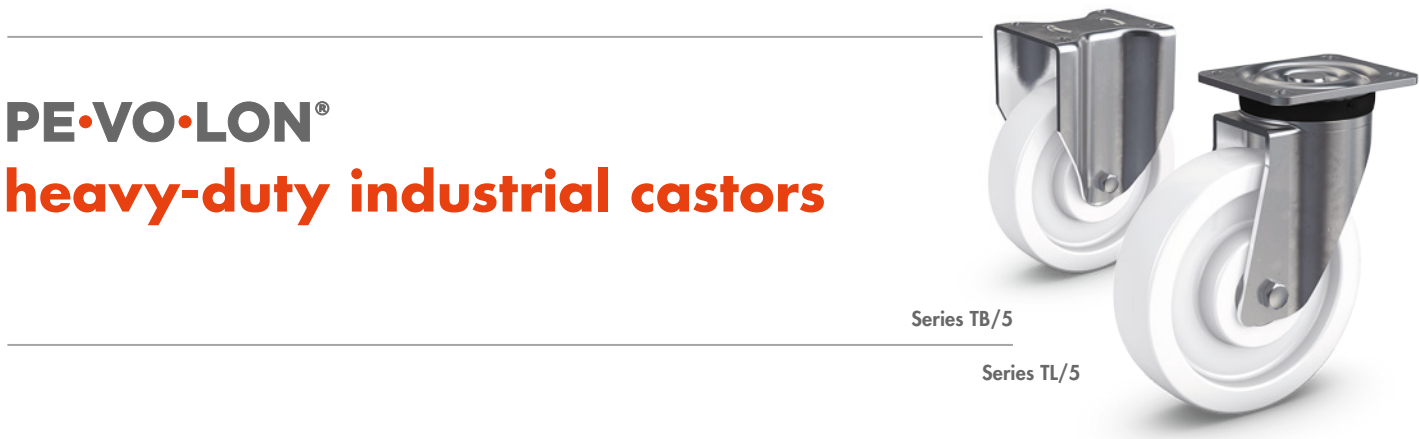
Heavy-duty industrial fixed castors












Industrial swivel castor brackets with a load capacity of up to 1,400 kg

Housings made of strong pressed steel, zinc and chromated. Swivel head with double ball bearings, dust and splash proof. Without kingpin. With grease nipple. ALLSTOP total locking device on the trailing side of the housing, blocks rolling and swivel motion simultaneously.










PE·VO·LON®
heavy-duty industrial castors



								
Article code	mm	mm	mm	mm	mm	mm	mm	kg
TL 080/57/5	80	57	138	135 x 110	105 x 80	11	55	600
TL 100/50/5	100	50	148	135 x 110	105 x 80	11	55	600
TL 125/50/5	125	50	175	135 x 110	105 x 80	11	55	700
TL 150/50/5	150	50	202	135 x 110	105 x 80	11	55	800
TL 175/50/5	175	50	240	135 x 110	105 x 80	11	60	800
TL 200/50/5	200	50	252	135 x 110	105 x 80	11	60	1.000
TL 250/50/5	250	50	300	135 x 110	105 x 80	11	65	1.000

Heavy-duty industrial swivel castors with PEVOLON® wheels

Wheels series A with ball bearings (/5), see page 37.

								
Article code	mm	mm	mm	mm	mm	mm	mm	kg
TB 080/57/5	80	57	138	135 x 110	105 x 80	11	600	
TB 100/50/5	100	50	148	135 x 110	105 x 80	11	600	
TB 125/50/5	125	50	175	135 x 110	105 x 80	11	700	
TB 150/50/5	150	50	202	135 x 110	105 x 80	11	800	
TB 175/50/5	175	50	240	135 x 110	105 x 80	11	800	
TB 200/50/5	200	50	252	135 x 110	105 x 80	11	1.000	
TB 250/50/5	250	50	300	135 x 110	105 x 80	11	1.000	




Heavy-duty industrial fixed castors

ALLSTOP total locking device not available for wheel diameter 80 mm.




Industrial swivel castor brackets with a load capacity of up to 1,000 kg

Housings made of extra strong pressed steel, zinc and chromated. Swivel head with double ball bearing. Bearing shells made of hardened steel. Kingpin bolted and secured. ALLSTOP total locking device on the trailing side of the housing, blocks rolling and swivel motion simultaneously.

ALLSTOP total locking device Code: TLF...	directional lock Code: TL...1RIF	foot protection Code: ...PRO
		

PE·VO·LON®
heavy-duty castors



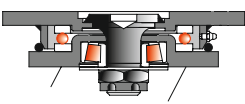
								
Article code	mm	mm	mm	mm	mm	mm	mm	kg
ULC 125/50/5	125	50	170	140 x 110	105 x 80	13	47	700
ULC 150/50/5	150	50	200	140 x 110	105 x 80	13	55	800
ULC 200/50/5	200	50	245	140 x 110	105 x 80	13	60	1.000
ULC 200/65/5	200	65	255	175 x 140	140 x 105	15	65	1.300
ULC 250/50/5	250	50	305	175 x 140	140 x 105	15	75	1.500
ULC 300/60/5	300	60	355	175 x 140	140 x 105	15	85	2.000

Heavy-duty swivel castors with PEVOLON® wheels

Wheels series A with ball bearings (/5), see page 37.





								
Article code	mm	mm	mm	mm	mm	mm	mm	kg
UBC 125/50/5	125	50	170	140 x 110	105 x 80	13	700	
UBC 150/50/5	150	50	200	140 x 110	105 x 80	13	800	
UBC 200/50/5	200	50	245	140 x 110	105 x 80	13	1.000	
UBC 200/65/5	200	65	255	175 x 140	140 x 105	15	1.300	
UBC 250/50/5	250	50	305	175 x 140	140 x 105	15	1.500	
UBC 300/60/5	300	60	355	175 x 140	140 x 105	15	2.000	

Heavy-duty fixed castors




Precision heavy-duty swivel castor brackets with a load capacity of up to 2,000 kg

Housings in precise highly stable welded steel construction. Swivel head with a high quality thrust ball bearing and a tapered roller bearing for the guidance of the kingpin. All bearing parts dust and splash proof. ALLSTOP total locking device on the non-trailing side of the housing, blocks rolling and swivel motion simultaneously.

ALLSTOP total locking device Code: ULCF...	4-way directional lock Code: ULC...4RIF	wheel and directional lock Code: ULCF...4RIF
		
foot protection Code: ...PRO		
		

PE·VO·LON®
heavy-duty castors



								
Article code	mm	mm	mm	mm	mm	mm	mm	kg
ULCD 125/50/5	125	50	180	175 x 140	140 x 105	15	49	1.100
ULCD 150/50/5	150	50	210	200 x 160	160 x 120	15	50	1.600
ULCD 200/50/5	200	50	260	200 x 160	160 x 120	15	60	2.000
ULCD 250/50/5	250	50	320	250 x 200	210 x 160	19	70	2.400
ULCD 300/60/5	300	60	380	250 x 200	210 x 160	19	80	4.000
ULCD 400/110/5	400	110	600	500 x 400	400 x 300	32	120	20.000

							
Article code	mm	mm	mm	mm	mm	mm	kg
UBCD 125/50/5*	125	50	180	175 x 140	140 x 105	15	1.100
UBCD 150/50/5	150	50	210	200 x 160	160 x 120	15	1.600
UBCD 200/50/5	200	50	260	200 x 160	160 x 120	15	2.000
UBCD 250/50/5	250	50	320	250 x 200	210 x 160	19	2.400
UBCD 300/60/5*	300	60	380	250 x 200	210 x 160	19	4.000
UBCD 400/110/5*	400	110	600	500 x 400	400 x 300	32	20.000

* Plate alignment: long side is parallel with wheel axle.

wheel locking device
Code: ULCDRF...



4-way directional lock
Code: ULCD...4RIF



wheel and directional lock
Code: ULCDRF...4RIF



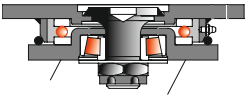
foot protection
Code: ...PRO



Heavy-duty twin wheel swivel castors with PEVOLON® wheels

Wheels series A with ball bearings (/5), see page 37.
Wheels Ø 400 mm series PAG, see page 38.

Heavy-duty twin wheel fixed castors










Precision heavy-duty swivel castor brackets with a load capacity of up to 20,000 kg

Housings in precise highly stable welded steel construction. Swivel head with a high quality thrust ball bearing and a tapered roller bearing for the guidance of the kingpin. All bearing parts dust and splash proof. Wheel locking device on the non-trailing side of the housing.







PE·VO·LON®
heavy-duty castors



							
Article code	mm	mm	mm	mm	mm	mm	kg
UL PAG/150/55/5	150	55	200	140 x 110	105 x 80	11	1.750
UL PAG/200/80/5	200	80	280	255 x 200	210 x 160	18	4.500
UL PAG/250/80/5	250	80	330	255 x 200	210 x 160	18	6.000
UL PAG/300/80/5	300	80	380	255 x 200	210 x 160	18	6.000
UL PAG/400/110/5	400	110	530	400 x 300	340 x 240	26	12.000

Heavy-duty swivel castors with polyamide wheels

Wheels series PAG with ball bearings (/5), see page 38.

							
Article code	mm	mm	mm	mm	mm	mm	kg
UB PAG/150/55/5	150	55	200	140 x 110	105 x 80	11	1.750
UB PAG/200/80/5	200	80	280	255 x 200	210 x 160	18	4.500
UB PAG/250/80/5	250	80	330	255 x 200	210 x 160	18	6.000
UB PAG/300/80/5	300	80	380	255 x 200	210 x 160	18	6.000
UB PAG/400/110/5	400	110	530	400 x 300	340 x 240	26	12.000

Heavy-duty fixed castors

wheel locking device
Code: UL RF PAG/...



4-way directional lock
Code: UL PAG/...4RIF

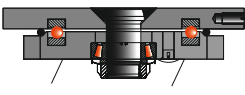


wheel and directional lock
Code: UL RF PAG/...4RIF



foot protection
Code: ...PRO





Precision heavy-duty swivel castor brackets with a load capacity of up to 12,000 kg

Housings in precise highly stable welded steel construction. Swivel head with a high quality thrust ball bearing and a tapered roller bearing for the guidance of the kingpin. All bearing parts dust and splash proof. Wheel locking device on the non-trailing side of the housing.