

Solid rubber **castors**







Solid rubber **industrial castors**












Series 32/3

Series 31/3

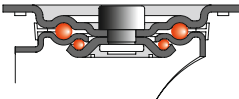
								
Article code	mm	mm	mm	mm	mm	mm	mm	kg
31/080/25/3 L	80	25	108	105 x 85	80 x 60	9	38	50
31/100/30/3 L	100	30	128	105 x 85	80 x 60	9	38	70
31/125/37/3 L	125	37	155	105 x 85	80 x 60	9	45	100
31/125/37/3	125	38	164	135 x 110	105 x 80	11	55	100
31/160/40/3	160	40	199	135 x 110	105 x 80	11	55	135
31/180/45/3	180	45	219	135 x 110	105 x 80	11	55	170
31/200/50/3	200	50	239	135 x 110	105 x 80	11	55	205
31/250/60/3	250	58	290	135 x 110	105 x 80	11	55	295

Industrial swivel castors with solid rubber wheels in standard quality
Wheels series 80 with roller bearing (/3), see page 60.

								
Article code	mm	mm	mm	mm	mm	mm	mm	kg
32/080/25/3 L	80	25	108	105 x 85	80 x 60	9	50	50
32/100/30/3 L	100	30	128	105 x 85	80 x 60	9	70	70
32/125/37/3 L	125	37	155	105 x 85	80 x 60	9	100	100
32/125/37/3	125	38	164	135 x 110	105 x 80	11	100	100
32/160/40/3	160	40	199	135 x 110	105 x 80	11	135	135
32/180/45/3	180	45	219	135 x 110	105 x 80	11	170	170
32/200/50/3	200	50	239	135 x 110	105 x 80	11	205	205
32/250/60/3	250	58	290	135 x 110	105 x 80	11	295	295

1-way directional lock only available for plate 135 x 110 mm.

Industrial fixed castors



Industrial swivel castor brackets with a load capacity of up to 295 kg
Housings made of pressed steel, zinc and chromated. Swivel head with double ball bearings, dust and splash proof, with riveted kingpin. ALLSTOP total locking device on the trailing side of the housing, blocks rolling and swivel motion simultaneously.
* with ALLSTOP total locking device code: 31 FZ/..

ALLSTOP total locking device
Code: 31 F/...



single bolt hole
Code: 31/...R



single bolt hole/total lock
Code: 31 F/...R



directional lock
Code: 31/...1RIF



foot protection
Code: ...PRO



stem fitting
Code: 31 Z/...*



Solid rubber industrial castors



Series 32 HE/3

Series 31 HE/3

								
Article code	mm	mm	mm	mm	mm	mm	mm	kg
31 HE/100/30/3 L	100	30	128	105 x 85	80 x 60	9	45	100
31 HE/125/37/3 L	125	37	155	105 x 85	80 x 60	9	45	120
31 HE/125/37/3	125	37	164	135 x 110	105 x 80	11	55	145
31 HE/160/40/3	160	40	199	135 x 110	105 x 80	11	55	225
31 HE/180/45/3	180	45	219	135 x 110	105 x 80	11	55	300
31 HE/200/50/3	200	50	239	135 x 110	105 x 80	11	55	350

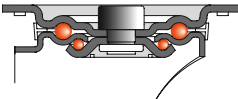
Industrial swivel castors with ELASTIC solid rubber wheels

Wheels series 80 HE with roller bearing (/3), see page 60.

								
Article code	mm	mm	mm	mm	mm	mm	mm	kg
32 HE/100/30/3 L	100	30	128	105 x 85	80 x 60	9		100
32 HE/125/37/3 L	125	37	155	105 x 85	80 x 60	9		120
32 HE/125/37/3	125	37	164	135 x 110	105 x 80	11		145
32 HE/160/40/3	160	40	199	135 x 110	105 x 80	11		225
32 HE/180/45/3	180	45	219	135 x 110	105 x 80	11		300
32 HE/200/50/3	200	50	239	135 x 110	105 x 80	11		350

1-way directional lock not available for plate 105 x 85 mm.







Industrial fixed castors



Industrial swivel castor brackets with a load capacity of up to 350 kg

Housings made of pressed steel, zinc and chromated. Swivel head with double ball bearings, dust and splash proof, with riveted kingpin. ALLSTOP total locking device on the trailing side of the housing, blocks rolling and swivel motion simultaneously.

* with ALLSTOP total locking device code: 31 FZ HE/..










ALLSTOP total locking device Code: 31 F HE/...	single bolt hole Code: 31 HE/...R	single bolt hole/total lock Code: 31 F HE/...R
		
directional lock Code: 31 HE/...1RIF	foot protection Code: ...PRO	stem fitting Code: 31 Z HE/...*
		

Solid rubber industrial castors












Series 32 PS

Series 31 PS

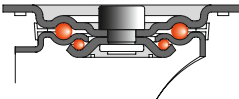
								
Article code	mm	mm	mm	mm	mm	mm	mm	kg
31 PS/080/35/1 L	80	35	108	105 x 85	80 x 60	9	38	80
31 PS/100/34/1 L	100	34	128	105 x 85	80 x 60	9	38	100
31 PS/125/37/1 L	125	37	155	105 x 85	80 x 60	9	45	120
31 PS/150/45/1	150	45	194	135 x 110	105 x 80	11	55	180
31 PS/200/50/1	200	50	239	135 x 110	105 x 80	11	55	300
31 PS/080/35/3 L	80	35	108	105 x 85	80 x 60	9	38	80
31 PS/100/34/3 L	100	34	128	105 x 85	80 x 60	9	38	100
31 PS/125/37/3 L	125	37	155	105 x 85	80 x 60	9	45	120
31 PS/160/50/3	160	50	199	135 x 110	105 x 80	11	55	200
31 PS/200/50/3	200	50	239	135 x 110	105 x 80	11	55	300

Industrial swivel castors with thermoplastic rubber wheels, non-marking

Wheels series 89 PS with plain bearing (/1) or roller bearing (/3), see page 61.







								
Article code	mm	mm	mm	mm	mm	mm	mm	kg
32 PS/080/35/1 L	80	35	108	105 x 85	80 x 60	9		80
32 PS/100/34/1 L	100	34	128	105 x 85	80 x 60	9		100
32 PS/125/37/1 L	125	37	155	105 x 85	80 x 60	9		120
32 PS/150/45/1	150	45	194	135 x 110	105 x 80	11		180
32 PS/200/50/1	200	50	239	135 x 110	105 x 80	11		300
32 PS/080/35/3 L	80	35	108	105 x 85	80 x 60	9		80
32 PS/100/34/3 L	100	34	128	105 x 85	80 x 60	9		100
32 PS/125/37/3 L	125	37	155	105 x 85	80 x 60	9		120
32 PS/160/50/3	160	50	199	135 x 110	105 x 80	11		200
32 PS/200/50/3	200	50	239	135 x 110	105 x 80	11		300

Industrial fixed castors



Industrial swivel castor brackets with a load capacity of up to 300 kg

Housings made of pressed steel, zinc and chromated. Swivel head with double ball bearings, dust and splash proof, with riveted kingpin. ALLSTOP total locking device on the trailing side of the housing, blocks rolling and swivel motion simultaneously.

ALLSTOP total locking device Code: 31 F PS/...	single bolt hole Code: 31 PS/...R	single bolt hole/total lock Code: 31 F PS/...R
		
foot protection Code: ...PRO	stem fitting Code: 31 Z PS/...	stem fitting/total locking device Code: 31 FZ PS/...
		

Solid rubber industrial castors



Series 28 Stage

Series 27 Stage

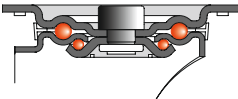
								
Article code	mm	mm	mm	mm	mm	mm	mm	kg
27 STAGE/080/34/3 L	80	34	101	105 x 80	80 x 60	9	36	150
27 STAGE/100/36/3 L	100	36	125	105 x 80	80 x 60	9	36	200
27 STAGE/125/36/3 L	125	36	155	105 x 80	80 x 60	9	36	250
27 STAGE/160/50/3	160	50	199	135 x 110	105 x 80	11	55	300

Industrial swivel castors with ELASTIC solid rubber wheels (Blue Wheel)

Wheels series 74 with roller bearing (/3), see page 62.

								
Article code	mm	mm	mm	mm	mm	mm	mm	kg
28 STAGE/080/34/3 L	80	34	101	102 x 87	80 x 60	9		150
28 STAGE/100/36/3 L	100	36	125	102 x 87	80 x 60	9		200
28 STAGE/125/36/3 L	125	36	155	102 x 87	80 x 60	9		250
28 STAGE/160/50/3	160	50	199	135 x 110	105 x 80	11		300

Industrial fixed castors



Industrial swivel castor brackets with a load capacity of up to 300 kg

Housings made of pressed steel, zinc and chromated. Swivel head with double ball bearings, dust and splash proof, with riveted kingpin. ALLSTOP total locking device on the trailing side of the housing, blocks rolling and swivel motion simultaneously.


ALLSTOP total locking device
Code: 27 F STAGE/...



single bolt hole
Code: 27 STAGE/...R



single bolt hole/total lock
Code: 27 F STAGE/...R











Solid rubber industrial castors












Series 22

Series 21

								
Article code	mm	mm	mm	mm	mm	mm	mm	kg
21/100/32/3 L	100	32	128	105 x 85	80 x 60	9	45	140
21/125/40/3	125	40	164	135 x 110	105 x 80	11	55	180
21/160/50/3	160	50	199	135 x 110	105 x 80	11	55	300
21/200/50/3	200	50	239	135 x 110	105 x 80	11	55	400
21/125/40/5	125	40	164	135 x 110	105 x 80	11	55	180
21/160/50/5	160	50	199	135 x 110	105 x 80	11	55	300
21/200/50/5	200	50	239	135 x 110	105 x 80	11	55	400
21/250/50/5	250	50	290	135 x 110	105 x 80	11	55	400

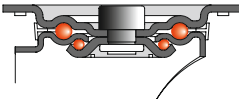
Industrial swivel castors with ELASTIC solid rubber wheels

Wheels series 76 with roller bearing (/3) or ball bearings (/5), see page 62.

								
Article code	mm	mm	mm	mm	mm	mm	mm	kg
22/100/32/3 L	100	32	128	105 x 85	80 x 60	9		140
22/125/40/3	125	40	164	135 x 110	105 x 80	11		180
22/160/50/3	160	50	199	135 x 110	105 x 80	11		300
22/200/50/3	200	50	239	135 x 110	105 x 80	11		400
22/125/40/5	125	40	164	135 x 110	105 x 80	11		180
22/160/50/5	160	50	199	135 x 110	105 x 80	11		300
22/200/50/5	200	50	239	135 x 110	105 x 80	11		400
22/250/50/5	250	50	290	135 x 110	105 x 80	11		400

1-way directional lock not available for plate 105 x 85 mm.

Industrial fixed castors



Industrial swivel castor brackets with a load capacity of up to 400 kg

Housings made of pressed steel, zinc and chromated. Swivel head with double ball bearings, dust and splash proof, with riveted kingpin. ALLSTOP total locking device on the trailing side of the housing, blocks rolling and swivel motion simultaneously.

ALLSTOP total locking device
Code: 21 F/...



directional lock
Code: 21/...1RIF



foot protection
Code: ...PRO







Solid rubber industrial castors






Series 24

Series 23

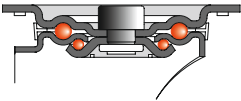
								
Article code	mm	mm	mm	mm	mm	mm	mm	kg
23/100/40/5 GH	100	40	140	135 x 110	105 x 80	11	55	160
23/125/50/5	125	50	164	135 x 110	105 x 80	11	55	225
23/160/50/5	160	50	199	135 x 110	105 x 80	11	55	300
23/200/50/5	200	50	239	135 x 110	105 x 80	11	55	400
23/250/50/5	250	50	290	135 x 110	105 x 80	11	55	400

Industrial swivel castors with ELASTIC solid rubber wheels

Wheels series 73 with ball bearings (/5), see page 63.




							
Article code	mm	mm	mm	mm	mm	mm	kg
24/100/40/5 GH	100	40	140	135 x 110	105 x 80	11	160
24/125/50/5	125	50	164	135 x 110	105 x 80	11	225
24/160/50/5	160	50	199	135 x 110	105 x 80	11	300
24/200/50/5	200	50	239	135 x 110	105 x 80	11	400
24/250/50/5	250	50	290	135 x 110	105 x 80	11	400

Industrial fixed castors



Industrial swivel castor brackets with a load capacity of up to 400 kg

Housings made of pressed steel, zinc and chromated. Swivel head with double ball bearings, dust and splash proof, with riveted kingpin. ALLSTOP total locking device on the trailing side of the housing, blocks rolling and swivel motion simultaneously.

ALLSTOP total locking device Code: 23 F/...	directional lock Code: 23/...1RIF	foot protection Code: ...PRO
		

Solid rubber industrial castors











Series 26

Series 25

								
Article code	mm	mm	mm	mm	mm	mm	mm	kg
25/100/40/5 L	100	40	140	105 x 85	80 x 60	9	45	160
25/100/40/5	100	40	148	135 x 110	105 x 80	11	50	160
25/125/40/5 L	125	40	165	105 x 85	80 x 60	9	45	225
25/125/50/5	125	50	178	135 x 110	105 x 80	11	50	225
25/160/50/5	160	50	210	135 x 110	105 x 80	11	50	300
25/200/50/5	200	50	250	135 x 110	105 x 80	11	55	400
25/300/60/5	300	60	347	200 x 160	160 x 120	15	73	700

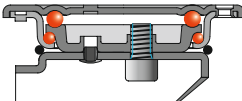
Industrial swivel castors with ELASTIC solid rubber wheels

Wheels series 73 with ball bearings (/5), see page 63.

							
Article code	mm	mm	mm	mm	mm	mm	kg
26/100/40/5 L	100	40	140	105 x 85	80 x 60	9	160
26/100/40/5	100	40	148	135 x 110	105 x 80	11	160
26/125/40/5 L	125	40	165	105 x 85	80 x 60	9	225
26/125/50/5	125	50	178	135 x 110	105 x 80	11	225
26/160/50/5	160	50	210	135 x 110	105 x 80	11	300
26/200/50/5	200	50	250	135 x 110	105 x 80	11	400
26/300/60/5	300	60	347	200 x 160	160 x 120	15	700




4-way directional lock not available for plate 200 x 160 mm.

Industrial fixed castors












Industrial swivel castor brackets with a load capacity of up to 700 kg

Housings made of pressed steel, zinc and chromated. Swivel head with double ball bearings, dust and splash proof. Without kingpin. With grease nipple. ALLSTOP total locking device on the trailing side of the housing, blocks rolling and swivel motion simultaneously.









ALLSTOP total locking device Code: 25 F/...*	4-way directional lock Code: 25/...4RIF	wheel and directional lock Code: 25 RF/...4RIF
		
foot protection Code: ...PRO	* Plate 200 x 160 mm with ALLSTOP total locking device on the non-trailing side of the housing.	
		

Pneumatic tyred industrial castors



								
Article code	mm	mm	mm	mm	mm	mm	mm	kg
39/180/045/3 R	180	45	219	135 x 110	105 x 80	11	55	75
39/200/050/3 R	200	50	239	135 x 110	105 x 80	11	55	75
39/210/065/3 R	210	65	245	135 x 110	105 x 80	11	60	100
39/220/070/3 S	220	70	255	135 x 110	105 x 80	11	61	135
39/260/085/3 S	260	85	310	200 x 160	160 x 120	14	90	250

39/150/030/5 R	150	30	188	90 x 70	75 x 45	9	50	50
39/210/065/5 R	210	65	245	135 x 110	105 x 80	11	62	80
39/220/060/5 S	220	60	248	140 x 110	105 x 80	11	55	135
39/260/085/5 S	260	85	295	175 x 175	140 x 140	14	70	250

							
Article code	mm	mm	mm	mm	mm	mm	kg
40/180/045/3 R	180	45	219	135 x 110	105 x 80	11	75
40/200/050/3 R	200	50	239	135 x 110	105 x 80	11	75
40/210/065/3 R	210	65	245	135 x 110	105 x 80	11	100
40/220/070/3 S	220	70	255	135 x 110	105 x 80	11	135
40/260/085/3 S	260	85	310	200 x 160	160 x 120	14	200

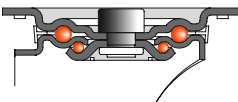
40/150/030/5 R	150	30	188	90 x 70	75 x 45	9	50
40/210/065/5 R	210	65	245	137 x 114	105 x 80	11	100
40/220/060/5 S	220	60	248	140 x 110	105 x 80	11	135
40/260/085/5 S	260	85	295	230 x 125	190 x 75	14	250

Design with locking device or bolt hole housing available on request.

Industrial swivel castors with pneumatic tyred wheels

Wheels series 91 with rib (R) or block (S) profile and roller bearing (/3) or ball bearings (/5), see page 66.

Industrial fixed castors











Industrial swivel castor brackets with a load capacity of up to 250 kg

Housings made of pressed steel, zinc and chromated. Swivel head with double ball bearings, dust and splash proof, with riveted kingpin. Standard type with top plate.







Solid rubber heavy-duty castors



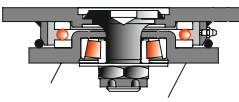
							
Article code	mm	mm	mm	mm	mm	mm	kg
1 B/160/50/5	160	50	205	140 x 110	105 x 80	13	350
1 B/200/50/5	200	50	245	140 x 110	105 x 80	13	400
1 B/250/60/5	250	60	305	175 x 140	140 x 105	15	500
1 B/250/80/5	250	80	305	175 x 140	140 x 105	15	700
1 B/300/75/5	300	75	355	175 x 140	140 x 105	15	800

Heavy-duty swivel castors with ELASTIC solid rubber wheels

Wheels series 83 ST with ball bearings (/5), see page 63.

						
Article code	mm	mm	mm	mm	mm	kg
2 B/160/50/5	160	50	205	140 x 110	105 x 80	350
2 B/200/50/5	200	50	245	140 x 110	105 x 80	400
2 B/250/60/5	250	60	305	175 x 140	140 x 105	500
2 B/250/80/5	250	80	305	175 x 140	140 x 105	700
2 B/300/75/5	300	75	355	175 x 140	140 x 105	800


Heavy-duty fixed castors




Precision heavy-duty swivel castor brackets with a load capacity of up to 800 kg

Housings in precise highly stable welded steel construction. Swivel head with a high quality thrust ball bearing and a tapered roller bearing for the guidance of the kingpin. All bearing parts dust and splash proof. ALLSTOP total locking device on the non-trailing side of the housing, blocks rolling and swivel motion simultaneously.


ALLSTOP total locking device
Code: 1 BF/...



4-way directional lock
Code: 1 B/...4RIF



wheel and directional lock
Code: 1 BF/...4RIF



foot protection
Code: ...PRO

