









# VULKOLLAN® heavy-duty wheels

Series 171/5




Article code	 mm	 mm	 mm	 mm	 mm	 mm	 kg
171/300/075/260/5/35	300	75	80	80	96	35	2.000
171/300/100/260/5/35	300	100	110	110	116	35	2.500
171/360/075/310/5/40	360	75	80	80	116	40	2.500
171/360/100/310/5/40	360	100	110	110	116	40	3.000
171/400/100/350/5/40	400	100	110	110	116	40	3.500
171/400/120/350/5/50	400	120	130	130	116	50	4.000
171/400/150/350/5/50	400	150	160	160	117	50	4.300
171/500/100/450/5/50	500	100	110	110	136	50	4.500
171/500/120/450/5/50	500	120	130	130	136	50	5.000
171/500/150/450/5/50	500	150	160	160	136	50	5.700
171/500/200/450/5/80	500	200	210	210	197	80	8.000
171/600/150/550/5/80	600	150	160	160	203	80	8.000
171/600/200/550/5/80	600	200	210	210	199	80	10.000



**VULKOLLAN® heavy-duty wheels**  
Stable welded wheel centre with ball bearings (/5). Direct bonded VULKOLLAN® tread (93° Shore A).

# VULKOLLAN®/PE·VO·PUR® PE·VO·DYN®-Soft castors



PE·VO·PUR®  
industrial castors



								
Article code	mm	mm	mm	mm	mm	mm	mm	kg
41 PUR/080/32/5 B*	80	32	100	105 x 80	80 x 60	9	36	200
41 PUR/100/40/5	100	40	125	135 x 110	105 x 80	11	45	350
41 PUR/100/40/5 B*	100	40	125	135 x 110	105 x 80	11	45	350
41 PUR/125/50/5	125	50	164	135 x 110	105 x 80	11	55	350
41 PUR/150/50/5	150	50	194	135 x 110	105 x 80	11	55	350
41 PUR/200/50/5	200	50	239	135 x 110	105 x 80	11	55	400

								
Article code	mm	mm	mm	mm	mm	mm	mm	kg
42 PUR/080/32/5 B*	80	32	100	105 x 80	80 x 60	9	200	
42 PUR/100/40/5	100	40	126	135 x 110	105 x 80	11	350	
42 PUR/100/40/5 B*	100	40	125	135 x 112	105 x 80	11	350	
42 PUR/125/50/5	125	50	164	135 x 110	105 x 80	11	350	
42 PUR/150/50/5	150	50	194	135 x 110	105 x 80	11	350	
42 PUR/200/50/5	200	50	239	135 x 110	105 x 80	11	400	

\* with crowned tread  
1-way directional lock not available for plate 105 x 80 mm.

ALLSTOP total locking device  
Code: 41 F PUR/...



directional lock  
Code: 41 PUR/...1RIF

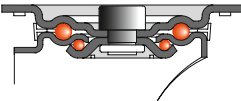


4-way directional lock  
Code: 41 PUR/...4RIF




**Industrial swivel castors with PEVOPUR® wheels**  
Reinforced pressed steel bracket. With wheels series 181 PUR with ball bearings (/5), see page 92.










Industrial fixed castors












**Industrial swivel castor brackets with a load capacity of up to 400 kg**  
Housings made of pressed steel, zinc and chromated. Swivel head with double ball bearings, dust and splash proof, with riveted kingpin. ALLSTOP total locking device on the trailing side of the housing, blocks rolling and swivel motion simultaneously.


PE·VO·DYN®-Soft  
industrial castors




								
Article code	mm	mm	mm	mm	mm	mm	mm	kg
41 PD-S/100/40/5	100	40	125	135 x 110	105 x 80	11	45	290
41 PD-S/125/50/5	125	50	164	135 x 110	105 x 80	11	55	300
41 PD-S/160/50/5	160	50	199	135 x 110	105 x 80	11	55	300
41 PD-S/200/50/5	200	50	239	135 x 110	105 x 80	11	55	350
41 PD-S/250/60/5	250	60	290	135 x 110	105 x 80	11	55	350

								
Article code	mm	mm	mm	mm	mm	mm	mm	kg
42 PD-S/100/40/5	100	40	125	135 x 112	105 x 80	11	290	
42 PD-S/125/50/5	125	50	164	135 x 110	105 x 80	11	300	
42 PD-S/160/50/5	160	50	199	135 x 110	105 x 80	11	300	
42 PD-S/200/50/5	200	50	239	135 x 110	105 x 80	11	350	
42 PD-S/250/60/5	250	60	290	135 x 110	105 x 80	11	350	


ALLSTOP total locking device  
Code: 41 F PD-S/...



directional lock  
Code: 41 PD-S/...1RIF

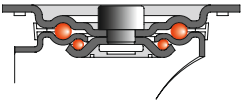


4-way directional lock  
Code: 41 PD-S/...4RIF



**Industrial swivel castors with PEVODYN®-Soft wheels**  
Wheels series 183 ALU PD-S with ball bearings (/5), see page 92.

Industrial fixed castors



**Industrial swivel castor brackets with a load capacity of up to 350 kg**  
Housings made of pressed steel, zinc and chromated. Swivel head with double ball bearings, dust and splash proof, with riveted kingpin. ALLSTOP total locking device on the trailing side of the housing, blocks rolling and swivel motion simultaneously.

PE·VO·PUR®  
industrial castors



Series 218 ALU PUR

Series 217 ALU PUR

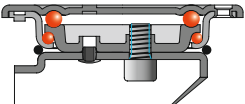
									
Article code	mm	mm	mm	mm	mm	mm	mm	mm	kg
217 ALU PUR/100/40/5 L	100	40	140	105 x 85	80 x 60	9	45	280	
217 ALU PUR/100/40/5	100	40	148	135 x 110	105 x 80	11	50	280	
217 ALU PUR/125/40/5 L	125	40	165	105 x 85	80 x 60	9	45	350	
217 ALU PUR/125/50/5	125	50	178	135 x 110	105 x 80	11	50	400	
217 ALU PUR/160/50/5	160	50	210	135 x 110	105 x 80	11	50	500	
217 ALU PUR/200/50/5	200	50	250	135 x 110	105 x 80	11	55	700	

**Heavy-duty industrial swivel castors with PEVOPUR® wheels**

Wheels series 181 PUR with ball bearings (/5), see page 92.

									
Article code	mm	mm	mm	mm	mm	mm	mm	mm	kg
218 ALU PUR/100/40/5 L	100	40	140	105 x 85	80 x 60	9	280		
218 ALU PUR/100/40/5	100	40	148	135 x 110	105 x 80	11	280		
218 ALU PUR/125/40/5 L	125	40	165	105 x 85	80 x 60	9	350		
218 ALU PUR/125/50/5	125	50	178	135 x 110	105 x 80	11	400		
218 ALU PUR/160/50/5	160	50	210	135 x 110	105 x 80	11	500		
218 ALU PUR/200/50/5	200	50	250	135 x 110	105 x 80	11	700		


**Heavy-duty industrial fixed castors**




**Industrial swivel castor brackets with a load capacity of up to 700 kg**

Housings made of strong pressed steel, zinc and chromated. Swivel head with double ball bearings, dust and splash proof. Without kingpin. With grease nipple. ALLSTOP total locking device on the trailing side of the housing, blocks rolling and swivel motion simultaneously.


ALLSTOP total locking device  
Code: 217 F ALU PUR/...




4-way directional lock  
Code: 217 ALU PUR/...4RIF



wheel and directional lock  
Code: 217 F ALU PUR/...4RIF



foot protection  
Code: ...PRO













PE·VO·PUR®  
industrial castors













Series 218 PUR

Series 217 PUR

									
Article code	mm	mm	mm	mm	mm	mm	mm	mm	kg
217 PUR/080/30/5 L	80	30	118	105 x 85	80 x 60	9	40	220	
217 PUR/100/35/5 L	100	35	140	105 x 85	80 x 60	9	45	300	
217 PUR/100/35/5	100	35	148	135 x 110	105 x 80	11	50	300	
217 PUR/125/40/5 L	125	40	165	105 x 85	80 x 60	9	45	350	
217 PUR/125/40/5	125	40	178	135 x 110	105 x 80	11	50	400	
217 PUR/160/40/5	160	40	210	135 x 110	105 x 80	11	50	550	
217 PUR/200/50/5	200	50	250	135 x 110	105 x 80	11	55	750	
217 PUR/250/50/5	250	50	307	200 x 160	160 x 120	15	63	1.150	
217 PUR/300/60/5	300	60	347	200 x 160	160 x 120	15	73	1.600	


**Heavy-duty industrial swivel castors with PEVOPUR® wheels**

Wheels series 178 PUR with ball bearings (/5), see page 93.


									
Article code	mm	mm	mm	mm	mm	mm	mm	mm	kg
218 PUR/080/30/5 L	80	30	118	105 x 85	80 x 60	9	220		
218 PUR/100/35/5 L	100	35	140	105 x 85	80 x 60	9	300		
218 PUR/100/35/5	100	35	148	135 x 110	105 x 80	11	300		
218 PUR/125/40/5 L	125	40	165	105 x 85	80 x 60	9	350		
218 PUR/125/40/5	125	40	178	135 x 110	105 x 80	11	400		
218 PUR/160/40/5	160	40	210	135 x 110	105 x 80	11	550		
218 PUR/200/50/5	200	50	250	135 x 110	105 x 80	11	750		
218 PUR/250/50/5	250	50	307	200 x 160	160 x 120	15	1.150		
218 PUR/300/60/5	300	60	347	200 x 160	160 x 120	15	1.600		

4-way directional lock not available for plate 200 x 160 mm.


ALLSTOP total locking device  
Code: 217 F PUR/...\*




4-way directional lock  
Code: 217 PUR/...4RIF



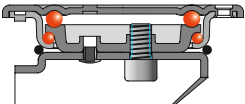
wheel and directional lock  
Code: 217 F PUR/...4RIF



foot protection  
Code: ...PRO



\* Plate 200 x 160 mm with ALLSTOP total locking device on the non-trailing side of the housing.





**Industrial swivel castor brackets with a load capacity of up to 1,600 kg**

Housings made of strong pressed steel, zinc and chromated, or stainless steel. Swivel head with double ball bearings, dust and splash proof. Without kingpin. With grease nipple. ALLSTOP total locking device on the trailing side of the housing, blocks rolling and swivel motion simultaneously.










PE·VO·PUR®  
industrial castors



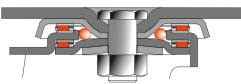
								
Article code	mm	mm	mm	mm	mm	mm	mm	kg
219 PUR/100/35/5 L	100	35	129	100 x 85	80 x 60	9	47	250
219 PUR/125/40/5 L	125	40	161	100 x 85	80 x 60	9	51	275
219 PUR/125/50/5	125	50	164	135 x 110	105 x 80	12	62	500
219 PUR/150/50/5	150	50	195	135 x 110	105 x 80	12	60	625
219 PUR/200/50/5	200	50	242	135 x 110	105 x 80	12	59	725

Heavy-duty industrial  
swivel castors with  
PEVOPUR® wheels

Wheels series 178 PUR with ball bearings (/5), see page 93.

							
Article code	mm	mm	mm	mm	mm	mm	kg
220 PUR/100/35/5 L	100	35	129	100 x 90	80 x 60	9	250
220 PUR/125/40/5 L	125	40	161	100 x 90	80 x 60	9	275
220 PUR/125/50/5	125	50	164	135 x 115	105 x 80	12	500
220 PUR/150/50/5	150	50	195	135 x 115	105 x 80	12	625
220 PUR/200/50/5	200	50	242	135 x 115	105 x 80	12	725

Heavy-duty industrial  
fixed castors



Industrial swivel castor  
brackets with a load capacity  
of up to 725 kg









Housings made of strong pressed steel, zinc and chromated. Swivel head with double needle roller thrust bearings and a ball bearing race guiding the kingpin. Upper needle roller bearing in hardened steel bearing shells. Kingpin bolted and secured. ALLSTOP total locking device on the non-trailing side of the housing, blocks rolling and swivel motion simultaneously.

ALLSTOP total locking device  
Code: 219 F PUR/...

foot protection  
Code: ...PRO

PE·VO·PUR®  
industrial castors



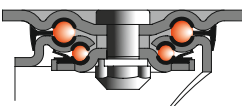
								
Article code	mm	mm	mm	mm	mm	mm	mm	kg
223 PUR/080/57/5	80	57	138	135 x 110	105 x 80	11	55	400
223 PUR/100/50/5	100	50	148	135 x 110	105 x 80	11	55	450
223 PUR/125/50/5	125	50	175	135 x 110	105 x 80	11	55	550
223 PUR/150/50/5	150	50	202	135 x 110	105 x 80	11	55	700
223 PUR/200/50/5	200	50	252	135 x 110	105 x 80	11	60	1.000
223 PUR/250/60/5	250	60	300	135 x 110	105 x 80	11	65	1.100

Heavy-duty industrial  
swivel castors with  
PEVOPUR® wheels

Wheels series 178 PUR with ball bearings (/5), see page 93.

							
Article code	mm	mm	mm	mm	mm	mm	kg
224 PUR/080/57/5	80	57	138	135 x 110	105 x 80	11	400
224 PUR/100/50/5	100	50	148	135 x 110	105 x 80	11	450
224 PUR/125/50/5	125	50	175	135 x 110	105 x 80	11	550
224 PUR/150/50/5	150	50	202	135 x 110	105 x 80	11	700
224 PUR/200/50/5	200	50	252	135 x 110	105 x 80	11	1.000
224 PUR/250/60/5	250	60	300	135 x 110	105 x 80	11	1.100

Heavy-duty industrial  
fixed castors



Industrial swivel castor  
brackets with a load capacity  
of up to 1,100 kg

Housings made of extra strong pressed steel, zinc and chromated. Swivel head with double ball bearing. Bearing shells made of hardened steel. Kingpin bolted and secured. ALLSTOP total locking device on the trailing side of the housing, blocks rolling and swivel motion simultaneously.

ALLSTOP total locking device  
Code: 223 F PUR/...

directional lock  
Code: 223 PUR/...1RIF

foot protection  
Code: ...PRO

PE·VO·PUR®  
heavy-duty castors






Series 192

Series 191

								
Article code	mm	mm	mm	mm	mm	mm	mm	kg
191/125/50/5	125	50	170	140 x 110	105 x 80	13	47	550
191/150/50/5	150	50	200	140 x 110	105 x 80	13	55	700
191/200/50/5	200	50	245	140 x 110	105 x 80	13	60	1.000
191/200/80/5	200	80	255	175 x 140	140 x 105	15	65	1.400
191/250/60/5	250	60	305	175 x 140	140 x 105	15	75	1.350
191/250/80/5	250	80	305	175 x 140	140 x 105	15	75	1.500
191/300/80/5	300	80	355	175 x 140	140 x 105	15	85	2.000

Heavy-duty swivel castors  
with PEVOPUR® wheels

Wheels series 178 PUR with ball bearings (/5), see page 93.

							
Article code	mm	mm	mm	mm	mm	mm	kg
192/125/50/5	125	50	170	140 x 110	105 x 80	13	550
192/150/50/5	150	50	200	140 x 110	105 x 80	13	700
192/200/50/5	200	50	245	140 x 110	105 x 80	13	1.000
192/200/80/5	200	80	255	175 x 140	140 x 105	15	1.400
192/250/60/5	250	60	305	175 x 140	140 x 105	15	1.350
192/250/80/5	250	80	305	175 x 140	140 x 105	15	1.500
192/300/80/5	300	80	355	175 x 140	140 x 105	15	2.000

Heavy-duty fixed castors



Precision heavy-duty swivel  
castor brackets with a load  
capacity of up to 2,000 kg

Housings in precise highly stable welded steel construction. Swivel head with a high quality thrust ball bearing and a tapered roller bearing for the guidance of the kingpin. All bearing parts dust and splash proof. ALLSTOP total locking device on the non-trailing side of the housing, blocks rolling and swivel motion simultaneously.

ALLSTOP total locking device  
Code: 191 F/...



foot protection  
Code: ...PRO



4-way directional lock  
Code: 191/...4RIF



wheel and directional lock  
Code: 191 F/...4RIF



PE·VO·DYN®-Soft  
heavy-duty castors







Series 192 PD-S

Series 191 PD-S

							
Article code	mm	mm	mm	mm	mm	mm	kg
191 PD-S/125/50/5	125	50	170	140 x 110	105 x 80	13	450
191 PD-S/150/50/5	150	50	200	140 x 110	105 x 80	13	550
191 PD-S/200/50/5	200	50	245	140 x 110	105 x 80	13	660
191 PD-S/200/80/5*	200	80	255	175 x 140	140 x 105	15	760
191 PD-S/250/60/5	250	60	305	175 x 140	140 x 105	15	790
191 PD-S/250/80/5*	250	80	305	175 x 140	140 x 105	15	1.460
191 PD-S/300/80/5*	300	80	355	175 x 140	140 x 105	15	1.760

Heavy-duty swivel castors  
with PEVODYN®-Soft wheels

Wheels series 183 ALU PD-S/178 PD-S with ball bearings (/5), see page 92.

							
Article code	mm	mm	mm	mm	mm	mm	kg
192 PD-S/125/50/5	125	50	170	140 x 110	105 x 80	13	450
192 PD-S/150/50/5	150	50	200	140 x 110	105 x 80	13	550
192 PD-S/200/50/5	200	50	245	140 x 110	105 x 80	13	660
192 PD-S/200/80/5*	200	80	255	175 x 140	140 x 105	15	760
192 PD-S/250/60/5	250	60	305	175 x 140	140 x 105	15	790
192 PD-S/250/80/5*	250	80	305	175 x 140	140 x 105	15	1.460
192 PD-S/300/80/5*	300	80	355	175 x 140	140 x 105	15	1.760

\* rim made of grey cast iron

Heavy-duty fixed castors



ALLSTOP total locking device  
Code: 191 F PD-S/...



foot protection  
Code: ...PRO



4-way directional lock  
Code: 191 PD-S/...4RIF



wheel and directional lock  
Code: 191 F PD-S/...4RIF



Precision heavy-duty swivel  
castor brackets with a load  
capacity of up to 1,760 kg










Housings in precise highly stable welded steel construction. Swivel head with a high quality thrust ball bearing and a tapered roller bearing for the guidance of the kingpin. All bearing parts dust and splash proof. ALLSTOP total locking device on the non-trailing side of the housing, blocks rolling and swivel motion simultaneously.

# Grey cast iron heavy-duty castors











Series 192 GU

Series 191 GU

								
Article code	mm	mm	mm	mm	mm	mm	mm	kg
191 GU/125/50/5	125	50	170	140 x 110	105 x 80	13	47	650
191 GU/150/50/5	150	50	200	140 x 110	105 x 80	13	55	700
191 GU/200/50/5	200	50	245	140 x 110	105 x 80	13	60	1.000
191 GU/250/60/5	250	60	305	175 x 140	140 x 105	15	75	1.350
191 GU/300/60/5	300	60	355	175 x 140	140 x 105	15	85	1.500

## Heavy-duty swivel castors with grey cast iron wheels

Grey cast iron wheels with ball bearings (/5).

							
Article code	mm	mm	mm	mm	mm	mm	kg
192 GU/125/50/5	125	50	170	140 x 110	105 x 80	13	650
192 GU/150/50/5	150	50	200	140 x 110	105 x 80	13	700
192 GU/200/50/5	200	50	245	140 x 110	105 x 80	13	1.000
192 GU/250/60/5	250	60	305	175 x 140	140 x 105	15	1.350
192 GU/300/60/5	300	60	355	175 x 140	140 x 105	15	1.500

## Heavy-duty fixed castors



## Precision heavy-duty swivel castor brackets with a load capacity of up to 1,500 kg

Housings in precise highly stable welded steel construction. Swivel head with a high quality thrust ball bearing and a tapered roller bearing for the guidance of the kingpin. All bearing parts dust and splash proof. ALLSTOP total locking device on the non-trailing side of the housing, blocks rolling and swivel motion simultaneously.

ALLSTOP total locking device  
Code: 191 F GU/...



foot protection  
Code: ...PRO




4-way directional lock  
Code: 191 GU/...4RIF\*



wheel and directional lock  
Code: 191 F GU/...4RIF












# PE·VO·PUR® heavy-duty castors






Series 192 D

Series 191 D

								
Article code	mm	mm	mm	mm	mm	mm	mm	kg
191 D/125/50/5	125	2 x 50	180	175 x 140	140 x 105	15	49	1.100
191 D/150/50/5	150	2 x 50	210	200 x 160	160 x 120	15	50	1.350
191 D/200/50/5	200	2 x 50	260	200 x 160	160 x 120	15	60	2.000
191 D/250/60/5	250	2 x 60	320	250 x 200	210 x 160	19	70	2.700
191 D/250/80/5	250	2 x 80	320	250 x 200	210 x 160	19	70	3.600
191 D/300/80/5	300	2 x 80	380	250 x 200	210 x 160	19	80	4.300

## Heavy-duty twin wheel swivel castors with PEVOPUR® wheels

Wheels series 178 PUR with ball bearings (/5), see page 93.

						
Article code	mm	mm	mm	mm	mm	kg
192 D/125/50/5*	125	2 x 50	180	175 x 140	140 x 105	1.100
192 D/150/50/5	150	2 x 50	210	200 x 160	160 x 120	1.350
192 D/200/50/5	200	2 x 50	260	200 x 160	160 x 120	2.000
192 D/250/60/5	250	2 x 60	320	250 x 200	210 x 160	2.700
192 D/250/80/5*	250	2 x 80	320	250 x 200	210 x 160	3.600
192 D/300/80/5*	300	2 x 80	380	250 x 200	210 x 160	4.300

\* Plate alignment: Long side is parallel with wheel axle.

## Heavy-duty twin wheel fixed castors



## Precision heavy-duty swivel castor brackets with a load capacity of up to 4,300 kg

Housings in precise highly stable welded steel construction. Swivel head with a high quality thrust ball bearing and a tapered roller bearing for the guidance of the kingpin. All bearing parts dust and splash proof. Wheel locking on the non-trailing side of the housing.

ALLSTOP total locking device  
Code: 191 D RF/...



foot protection  
Code: ...PRO



4-way directional lock  
Code: 191 D/...4RIF











wheel and directional lock  
Code: 191 D RF/...4RIF





PE·VO·DYN®-Soft  
heavy-duty castors




								
Article code	mm	mm	mm	mm	mm	mm	mm	kg
191 D PD-S/125/50/5	125	2 x 50	180	175 x 140	140 x 105	15	49	900
191 D PD-S/150/50/5	150	2 x 50	210	200 x 160	160 x 120	15	50	1.100
191 D PD-S/200/50/5	200	2 x 50	260	200 x 160	160 x 120	15	60	1.320
191 D PD-S/250/60/5 <sup>1</sup>	250	2 x 60	320	250 x 200	210 x 160	19	70	2.200
191 D PD-S/250/80/5 <sup>1</sup>	250	2 x 80	320	250 x 200	210 x 160	19	70	2.920
191 D PD-S/300/80/5 <sup>1</sup>	300	2 x 80	380	250 x 200	210 x 160	19	80	3.520


								
Article code	mm	mm	mm	mm	mm	mm	mm	kg
192 D PD-S/125/50/5 <sup>2</sup>	125	2 x 50	180	175 x 140	140 x 105	15		900
192 D PD-S/150/50/5	150	2 x 50	210	200 x 160	160 x 120	15		1.100
192 D PD-S/200/50/5	200	2 x 50	260	200 x 160	160 x 120	15		1.320
192 D PD-S/250/60/5 <sup>1</sup>	250	2 x 60	320	250 x 200	210 x 160	19		2.200
192 D PD-S/250/80/5 <sup>1,2</sup>	250	2 x 80	320	250 x 200	210 x 160	19		2.920
192 D PD-S/300/80/5 <sup>1,2</sup>	300	2 x 80	380	250 x 200	210 x 160	19		3.520

<sup>1</sup> rim made of grey cast iron  
<sup>2</sup> Plate alignment: Long side is parallel with wheel axle.


wheel locking device  
Code: 191 D RF PD-S/...




4-way directional lock  
Code: 191 D PD-S/...4RIF



wheel and directional lock  
Code: 191 D RF PD-S/...4RIF

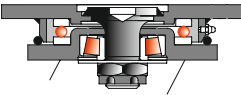


foot protection  
Code: ...PRO



**Heavy-duty twin wheel swivel castors with PEVODYN®-SOFT wheels**  
Wheels series 183 ALU PD-S/ 178 PD-S with ball bearings (/5), see page 92.









**Heavy-duty twin wheel fixed castors**











**Precision heavy-duty swivel castor brackets with a load capacity of up to 3,520 kg**  
Housings in precise highly stable welded steel construction. Swivel head with a high quality thrust ball bearing and a tapered roller bearing for the guidance of the kingpin. All bearing parts dust and splash proof. Wheel locking on the non-trailing side of the housing.


PE·VO·PUR®  
heavy-duty castors




								
Article code	mm	mm	mm	mm	mm	mm	mm	kg
195/150/060/5	150	60	217	175 x 140	140 x 105	13	49	800
195/200/075/5	200	75	264	175 x 140	140 x 105	13	60	1.350
195/250/075/5	250	75	314	175 x 140	140 x 105	13	71	1.700
195/300/075/5	300	75	365	175 x 140	140 x 105	13	83	2.000
195/400/125/5	400	125	510	270 x 250	230 x 210	17	114	4.000

								
Article code	mm	mm	mm	mm	mm	mm	mm	kg
196/150/060/5	150	60	217	175 x 140	140 x 105	13		800
196/200/075/5	200	75	264	175 x 140	140 x 105	13		1.350
196/250/075/5	250	75	314	175 x 140	140 x 105	13		1.700
196/300/075/5	300	75	365	175 x 140	140 x 105	13		2.000
196/400/125/5	400	125	510	270 x 250	230 x 210	17		4.000


wheel locking device  
Code: 195 RF/...




4-way directional lock  
Code: 195/...4RIF



wheel and directional lock  
Code: 195 RF/...4RIF

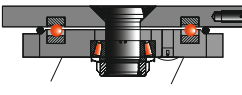


foot protection  
Code: ...PRO




**Heavy-duty swivel castors with PEVOPUR® wheels**  
Wheels series 178 PUR with ball bearings (/5), see page 93.

**Heavy-duty fixed castors**





**Precision heavy-duty swivel castor brackets with a load capacity of up to 4,000 kg**  
Housings in precise highly stable welded steel construction. Swivel head with a high quality thrust ball bearing and a tapered roller bearing for the guidance of the kingpin. All bearing parts dust and splash proof. Wheel locking on the non-trailing side of the housing.

VULKOLLAN®  
heavy-duty castors





Series 196 D

Series 195 D

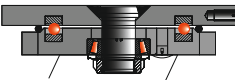
								
Article code	mm	mm	mm	mm	mm	mm	mm	kg
195 D/100/50/5	100	2 x 50	175	200 x 160	170 x 120/160 x 130	13	33	900
195 D/125/50/5	125	2 x 50	200	200 x 160	170 x 120/160 x 130	13	37	1.100
195 D/150/50/5	150	2 x 50	225	200 x 160	170 x 120/160 x 130	13	42	1.350
195 D/200/50/5	200	2 x 50	270	200 x 160	170 x 120/160 x 130	13	50	2.000
195 D/250/50/5	250	2 x 50	325	200 x 160	170 x 130/160 x 120	13	62	2.200
195 D/250/75/5	250	2 x 75	365	270 x 250	230 x 210/210 x 160	17	82	3.400
195 D/300/75/5	300	2 x 75	415	270 x 250	230 x 210/210 x 160	17	93	4.000
195 D/400/75/5	400	2 x 75	485	270 x 250	230 x 210/210 x 160	17	110	5.000

Heavy-duty twin wheel  
swivel castors with  
VULKOLLAN® wheels

Wheels series 178 with ball  
bearings (/5), see page 94.

							
Article code	mm	mm	mm	mm	mm	mm	kg
196 D/100/50/5	100	2 x 50	175	200 x 160	170 x 120/160 x 130	13	900
196 D/125/50/5	125	2 x 50	200	200 x 160	170 x 120/160 x 130	13	1.100
196 D/150/50/5	150	2 x 50	225	200 x 160	170 x 120/160 x 130	13	1.350
196 D/200/50/5	200	2 x 50	270	200 x 160	170 x 120/160 x 130	13	2.000
196 D/250/50/5	250	2 x 50	325	200 x 160	170 x 130/160 x 120	13	2.200
196 D/250/75/5	250	2 x 75	365	270 x 250	230 x 210/210 x 160	17	3.400
196 D/300/75/5	300	2 x 75	415	270 x 250	230 x 210/210 x 160	17	4.000
196 D/400/75/5	400	2 x 75	485	270 x 250	230 x 210/210 x 160	17	5.000

Heavy-duty twin wheel  
fixed castors




Precision heavy-duty swivel  
castor brackets with a load  
capacity of up to 5,000 kg

Housings in precise highly stable  
welded steel construction. Swivel  
head with a high quality thrust  
ball bearing and a tapered roller  
bearing for the guidance of the  
kingpin. All bearing parts dust and  
splash proof. Wheel locking on the  
non-trailing side of the housing.


wheel locking device  
Code: 195 D RF/...



4-way directional lock  
Code: 195 D/...4RIF



wheel and directional lock  
Code: 195 D RF/...4RIF












foot protection  
Code: ...PRO



PE·VO·PUR® STAGE-SWIVEL



Series 37 TRI PUR

								
Article code	mm	mm	mm	mm	mm	mm	mm	kg
37 TRI PUR 035/27/5	35	27	78	115 x 85	80 x 55	259	9	250
37 TRI PUR 060/40/5*	60	40	125	130 x 130	105 x 105	334	11	1.000
37 TRI PUR 080/32/5	80	32	139	138 x 109	105 x 80	342	11	360
37 TRI PUR 100/40/5	100	40	160	138 x 109	105 x 80	432	11	600
37 TRI PUR 125/40/5*	125	40	200	130 x 130	105 x 105	494	11	2.000
37 TRI PUR 125/50/5*	125	50	229	250 x 210	210 x 160	519	18	3.000

\* twin wheels swivel castors

STAGE-SWIVEL with  
PEVOPUR® wheels

STAGE-SWIVEL was originally  
developed for stage equipment  
and is today used in a wide range  
of different industries to solve  
challenging transportation tasks.  
STAGE-SWIVEL is equipped with  
our proven PEVOPUR® wheels and  
enables the swivel-free transpor-  
tation of heavy loads. Thanks to  
the special design and additional  
stable thrust block, starting resis-  
tance and rolling resistance are  
significantly reduced.

