



Details make the difference

INDUSTRIAL HEAVY DUTY LOADS AND MECHANICAL HANDLING

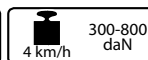


SERIES **62 AL**

"TR-ROLL" POLYURETHANE WHEELS
WITH ALUMINIUM CENTRE



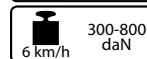
100-250
mm



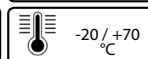
4 km/h
300-800
daN



300-600
daN



300-800
daN
6 km/h



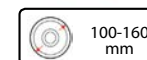
-20 / +70
°C

PAGE 134



SERIES **62 M**

"TR-ROLL" POLYURETHANE WHEELS WITH
POLYAMIDE 6 CENTRE



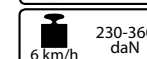
100-160
mm



4 km/h
230-400
daN



230-400
daN



230-360
daN
6 km/h



-20 / +70
°C

ERGO
WORKPLACE

PAGE 152



SERIES **64**

"TR" POLYURETHANE WHEELS
WITH CAST IRON CENTRE



80-400
mm



4 km/h
280-3500
daN



190-750
daN



220-2800
daN
6 km/h



-20 / +80
°C

PAGE 172



SERIES **65 H**

THICK "TR" POLYURETHANE WHEELS
WITH ALUMINIUM CENTRE



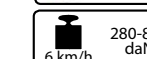
100-250
mm



4 km/h
350-1000
daN



270-380
daN



280-800
daN
6 km/h



-20 / +80
°C

PAGE 194



SERIES **68 P**

POLYAMIDE 6 SOLID WHEELS FOR
HEAVY-DUTY LOADS



100-200
mm



4 km/h
400-900
daN



120-380
daN



-30 / +80
°C

INOX

PAGE 214

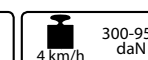


SERIES **72 E**

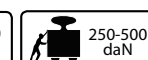
SIGMA ELASTIC RUBBER WHEELS
WITH ALUMINIUM CENTRE



120-300
mm



4 km/h
300-950
daN



250-500
daN



240-760
daN
6 km/h



-20 / +70
°C

PAGE 232



SERIES **62**

"TR-ROLL" POLYURETHANE WHEELS WITH
ERGONOMIC ROUND PROFILE AND
ALUMINIUM CENTRE

125-200 mm	350-700 daN	350-700 daN
6 km/h	350-700 daN	-20 / +70 °C

ERGO
WORKPLACE

PAGE 142



SERIES **62**

"TR-ROLL" POLYURETHANE WHEELS WITH
CAST IRON CENTRE

200-400 mm	800-1700 daN	700-900 daN
6 km/h	800-1700 daN	-20 / +70 °C

PAGE 148



SERIES **63**

VULKOLLAN® WHEELS
WITH STEEL CENTRE

80-200 mm	250-1500 daN	190-550 daN
6 km/h	200-1200 daN	-20 / +80 °C

PAGE 158



SERIES **63**

VULKOLLAN® WHEELS
WITH CAST IRON CENTRE

80-300 mm	280-2300 daN	190-600 daN
6 km/h	220-1800 daN	-20 / +80 °C

PAGE 164



SERIES **65**

"TR" POLYURETHANE WHEELS
WITH ALUMINIUM CENTRE

80-200 mm	220-850 daN	150-360 daN
6 km/h	170-680 daN	-20 / +80 °C

PAGE 182



SERIES **65**

"TR" POLYURETHANE WHEELS
WITH CAST IRON CENTRE

150-300 mm	400-2200 daN	280-550 daN
6 km/h	320-1700 daN	-20 / +80 °C

PAGE 188



SERIES **65**

"TR" POLYURETHANE WHEELS WITH ERGO-
NOMIC ROUND PROFILE AND
ALUMINIUM CENTRE

125-200 mm	450-800 daN	250-300 daN
6 km/h	360-640 daN	-20 / +80 °C

ERGO
WORKPLACE

PAGE 198



SERIES **66**

"TR" POLYURETHANE WHEELS
WITH POLYAMIDE 6 CENTRE

80-250 mm	150-1000 daN	100-400 daN
6 km/h	120-480 daN	-20 / +80 °C

INOX

PAGE 204



SERIES **69**

CAST IRON SOLID WHEELS

100-200 mm	500-1400 daN	260-800 daN
6 km/h	500-1400 daN	-40 / +400 °C

PAGE 220



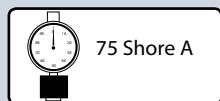
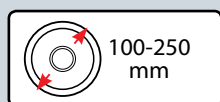
SERIES **72**

SIGMA ELASTIC RUBBER WHEELS
WITH ALUMINIUM CENTRE

100-200 mm	180-500 daN	180-300 daN
6 km/h	140-400 daN	-20 / +70 °C

PAGE 226

"TR-ROLL" POLYURETHANE WHEELS WITH ALUMINIUM CENTRE



Description

Tyre: very thick TR-Roll polyurethane, hardness 75 Shore A, with excellent rolling resistance and elasticity and good resistance to wear and tear.

Centre: made of cast aluminium.

Hub with shielded ball bearings with interference assembly in the seats obtained by centre moulding; also available without bearings.

Uses

Innovative product that combines the load capacity and the resistance to wear and tear of the polyurethane with the ability to overcome obstacles and to damp noise, vibrations and impacts of the elastic rubber. Combined with appropriate brackets, they guarantee excellent performance for mechanical handling up to 16 km/h. The excellent rolling resistance guarantees an easy handling of heavy loads even with wheels of small diameter.

Examples of application: trolleys for the automotive industry, towing applications.

Environments of use

Industrial environments, even in presence of humidity and oils. Not suitable in presence of strong acids and solvents.

WEAK ACIDS	
STRONG ACIDS	
WATER	
ALCOHOL	

WEAK BASES	
STRONG BASES	
HYDROCARBONS	
SOLVENTS	

For information on the compatibility of the component wheel materials with specific aggressive chemical substances, see table at page 36.



Floors

Suitable for all types of industrial floors, even outdoors. Facilitates the overcoming of obstacles.

It does not damage the floors.



Force required to push or tow a wheel

 	150 kg	250 kg	350 kg	450 kg	550 kg	700 kg
100 mm	2,5	4	----	----	----	----
125 mm	1,8	3,2	5	----	----	----
160 mm	1,4	2,8	3,5	4,5	5	----
180 mm	< 1	2	3,2	4,2	4,7	----
200 mm	< 1	1,5	2,8	3,7	4,3	5
250 mm	< 1	1,3	2,5	3,7	4,3	5

For each load and diameter, the table indicates the force (in daN) needed to push or tow a single wheel at the constant speed of 4 km/h on smooth flooring. For manual handling of a 4-wheeled trolley we recommend diameters that have values < 5 daN, for frequent handling we recommend diameters with values < 3 daN.

Fittings with brackets



Standard-duty brackets NL

Maximum carrying capacity 300 daN - available diameters 100-125 mm
Top plate fitting. Available with front brake.



Medium-duty brackets M

Maximum carrying capacity 500 daN - available diameters 160-200 mm
Top plate fitting. Available with adjustable front brake.



Medium-heavy duty brackets P

Maximum carrying capacity 750 daN - available diameters 100-250 mm
Top plate fitting. Available with front brake and adjustable rear brake.



Extra-heavy duty brackets EP

Maximum carrying capacity 700 daN - available diameters 160-200 mm
Top plate fitting. Available with adjustable rear brake.



Electrowelded brackets EE MHD















Maximum carrying capacity 700 daN - available diameters 100-200 mm
Top plate fitting. Available with adjustable rear brake.



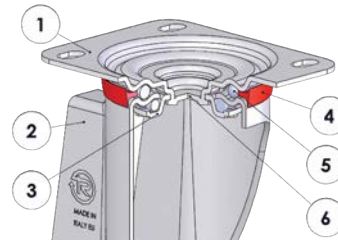
Twin electrowelded brackets EEG MHD - EEG HD

Maximum carrying capacity 1400 daN - available diameters 100-200 mm
Top plate fitting.


















															
mm	mm	kg	CODE	kg	CODE	mm	mm	mm	mm	daN	daN	daN	daN		
100	40	0.48	622102	0.39	624102	15	40	32	10	400	300	300	300		
125	40	0.79	622113	0.54	624113	20	40	47	14	500	350	350	350		
125	40	0.81	622103	0.56	624103	20	50	47	14	500	350	350	350		
160	50	1.25	622104	1.00	624104	20	58	47	14.5	800	550	550	550		
160	50	1.24	622114	1.00	624104	25	58	47	14.5	800	550	550	550		
180	50	1.50	622105	1.25	624105	20	60	47	14.5	900	600	600	600		
200	50	1.85	622106	1.60	624106	20	60	47	14.5	1000	700	700	700		
200	50	1.84	622116	1.60	624106	25	60	47	14.5	1000	700	700	700		
250	50	2.40	622108	2.10	624108	20	55	52	15	1000	700	800	800		

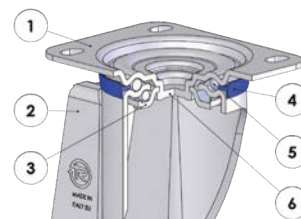
Standard-duty brackets NL - max carrying capacity 300 daN



- 1) Plate: electrolytically galvanised steel plate
 - 2) Fork: electrolytically galvanised steel plate
 - 3) Ball race ring: electrolytically galvanised steel plate
 - 4) Dust seal: orange polyethylene
 - 5) Swivel actions: double ball ring with grease lubrication
 - 6) King pin: integrated with the plate and cold-riveted
- Available with total front foot brake

															
mm	mm	kg	CODE	kg	CODE	kg	CODE	mm	mm	mm	mm	mm	mm	daN	
100	40	0.86	624402	0.83	626202	1.05	627302	128	100x85	80x60	9	37	120	200	
125	40	1.35	624413	1.17	626213	1.51	627313	156	100x85	80x60	9	35	120	220	
125	40	1.46	624403	1.11	626203	2.34	627303	166	140x110	105x80	11	57	156	300	

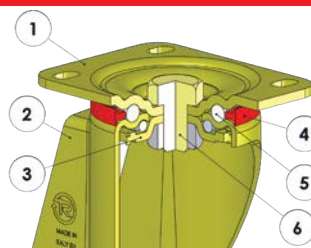
Medium-duty brackets M - max carrying capacity 500 daN



- 1) Plate: electrolytically galvanised steel plate
 - 2) Fork: electrolytically galvanised steel plate
 - 3) Ball race ring: electroplated galvanised steel
 - 4) Dust seal: blue polyethylene
 - 5) Swivel actions: double ball ring with grease lubrication
 - 6) King pin: integrated with the plate and cold-riveted
- Available with adjustable total front foot brake

mm	mm	kg	CODE	kg	CODE	kg	CODE	mm	mm	mm	mm	mm	mm	daN
160	50	2.95	624504	2.24	627704	3.42	627404	199	140x110	105x80	11	58	178	500
200	50	3.69	624506	3.04	627706	4.07	627406	240	140x110	105x80	11	50	178	500

Medium-heavy duty brackets P - max carrying capacity 700 daN



- 1) Plate: galvanised colonial steel plate
 - 2) Fork: galvanised colonial steel plate
 - 3) Ball race ring: galvanised colonial steel plate
 - 4) Dust seal: orange polyamide
 - 5) Swivel actions: double ball ring with grease lubrication
 - 6) King pin: steel bolt in grade 8.8 steel and steel nut
- Available with total front foot brake

mm	mm	kg	CÓD.	kg	CÓD.	kg	CÓD.	mm	mm	mm	mm	mm	mm	daN	daN
100	40	1,35	627602	0,85	628512	1,52	627202	138	100x85	80x60	9	46	123	300	300
125	40	1,70	627613	1,26	628513	1,87	627213	161	100x85	80x60	9	44	123	350	350

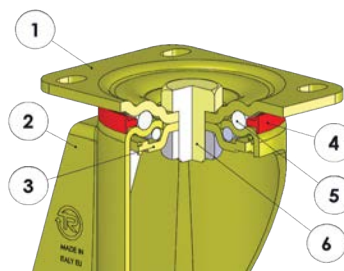
Options available to order:
































Footguard
for brackets
NL-M-P

"TR-ROLL" POLYURETHANE WHEELS WITH ALUMINIUM CENTRE

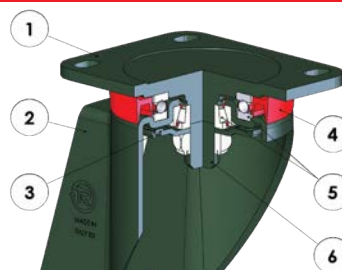
Heavy duty brackets P - max carrying capacity 750 daN























- 1) Plate: galvanised colonial steel plate
 - 2) Fork: galvanised colonial steel plate
 - 3) Ball race ring: galvanised colonial steel plate
 - 4) Dust seal: orange polyamide
 - 5) Swivel actions: double ball ring with grease lubrication
 - 6) King pin: steel bolt in grade 8.8 steel and steel nut
- Available with adjustable total rear foot brake

Available with adjustable total rear foot brake																
																
mm	mm	kg	COD.	kg	COD.	kg	COD.	mm	mm	mm	mm	mm	mm	daN	daN	
125	40	2,33	627603 	1,69	628503 	2,86	627203 	170	140x110	105x80	11	70	126	350	350	
160	50	3,60	627610 	2,11	628514 	4,17	627204 	205	140x110	105x80	11	70	126	550	550	
180	50	3,84	627605 	2,42	628515 	4,41	627205 	228	140x110	105x80	11	70	126	600	600	
200	50	4,31	627516 	2,85	628516 	4,91	627206 	250	140x110	105x80	11	70	126	700	700	
250	50	4,84	627608 	3,74	628518 	5,54	627208 	298	140x110	105x80	11	66	126	750	750	

Extra-heavy duty brackets EP - max carrying capacity 700 daN



- 1) Plate: green galvanised forged steel
 - 2) Fork: green galvanised forged steel
 - 3) Lower bearing protection ring
 - 4) Dust seal: orange polyethylene
 - 5) Swivel actions: axial ball bearing and tapered roller bearing
 - 6) King pin: integrated with the machine-processed plate
- Available with adjustable total rear foot brake

		  						     							
mm	mm	 kg	CODE	 kg	CODE	 kg	CODE	mm	mm	mm	mm	mm	mm	4 km/h	6 km/h
160	50	3.76	627824 	3.35	628824 	4.28	626664 	205	135x110	105x80	11	70	126	550	550
200	50	4.57	627826 	4.13	628826 	5.14	626656 	250	135x110	105x80	11	70	126	700	700

Options available to order:

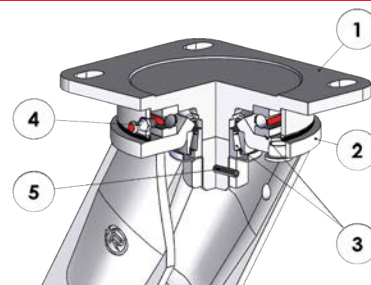


Footguard
for brackets
NL-M-P



Directional lock for
brackets P
diam. 160-200 mm

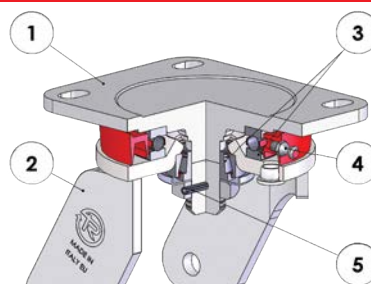
Electrowelded brackets EE MHD - max carrying capacity 700 daN



- 1) Plate: forged steel with integrated pin
- 2) Fork: deep-drawn legs electro-welded to the flange
- 3) Swivel actions: axial ball bearing and tapered roller bearing
- 4) Grease nipple
- 5) Anti-loosening system nut
Available with adjustable total rear foot brake

mm	mm	kg	CODE	kg	CODE	kg	CODE	mm	mm	mm	mm	mm	mm	daN	daN
100	40	3.38	628302	2.40	628402	4.26	628602	170	135x110	105x80	11	51	157	300	300
125	40	3.71	628303	2.73	628403	4.59	628603	182	135x110	105x80	11	51	157	350	350
160	50	4.25	628314	3.26	628414	5.13	628614	215	135x110	105x80	11	60	157	550	550
180	50	4.62	628305	3.64	628405	5.51	628605	242	135x110	105x80	11	70	157	600	600
200	50	4.97	628306	3.99	628406	6.31	628606	252	135x110	105x80	11	70	157	700	700

Twin electrowelded brackets EEG MHD - max carrying capacity 700 daN



- 1) Plate: forged steel with integrated pin
- 2) Fork: deep-drawn tips electro-welded to the flange
- 3) Swivel actions: axial ball bearing and tapered roller bearing
- 4) Grease nipple
- 5) Anti-loosening system nut

mm	mm	kg	CODE	kg	CODE	mm	mm	mm	mm	mm	daN	daN
100	40+40	3.45	628062	2.65	628162	140	135x110	105x80	11	55	600	600
125	40+40	4.20	628063	3.40	628163	170	135x110	105x80	11	55	700	700

Options available to order:



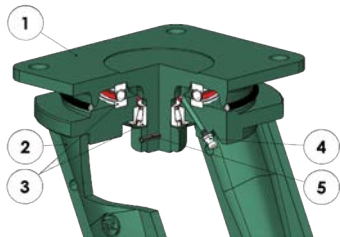
Wheels EE MHD
with steering
system
















Directional lock
for brackets EE MHD
- EE HD - EED MHD:
see page 328

62^{AL} "TR-ROLL" POLYURETHANE WHEELS WITH ALUMINIUM CENTRE

Twin electrowelded brackets EEG HD - max carrying capacity 1400 daN



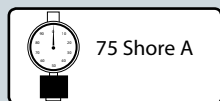
- 1) Plate: forged steel with integrated pin
- 2) Fork: deep-drawn legs electro-welded to the flange
- 3) Swivel actions: axial ball bearing and tapered roller bearing
- 4) Grease nipple
- 5) Anti-loosening system nut

															
mm	mm	kg	CODE	kg	CODE	mm	mm	mm	mm	mm	4 km/h	6 km/h	daN	daN	
160	50+50	10.60	628084	6.20	628184	228	175x140	140x105	14	50	1100	1100			
200	50+50	12.30	628066	7.70	628166	280	175x140	140x105	14	65	1400	1400			



Flexibility you need

"TR-ROLL" POLYURETHANE WHEELS WITH ERGONOMIC ROUND PROFILE AND ALUMINIUM CENTRE



Description

Tyre: very thick TR-Roll polyurethane with ergonomic round profile, hardness 75 Shore A, excellent rolling resistance and elasticity and good resistance to wear and tear.

Centre: made of cast aluminium.

Hub with shielded ball bearings with interference assembly in the seats obtained by centre moulding; also available without bearings.

Uses

The round profile reduces the start-up coefficient when the castors are positioned at 90° from the line of movement and therefore greatly reduces the amount of effort required by the operators when handling trolleys.

Combined with appropriate brackets, they guarantee excellent performance for mechanical handling up to 16 km/h.

Examples of application: trolleys for the automotive industry, lean manufacturing trolleys and whenever a combination of manual/powered handling is involved.

Environments of use

Industrial environments, even in presence of humidity and oils. Not suitable in presence of strong acids and solvents.

WEAK ACIDS			
STRONG ACIDS			
WATER			
ALCOHOL			

WEAK BASES			
STRONG BASES			
HYDROCARBONS			
SOLVENTS			

For information on the compatibility of the component wheel materials with specific aggressive chemical substances, see table at page 36.



Floors

Suitable for all types of industrial floors, even outdoors. Facilitates the overcoming of obstacles.

It does not damage the floors.



Force required to push or tow a wheel

 	150 kg	250 kg	350 kg	450 kg	550 kg	700 kg
125x40 mm	< 1	1,5	5	----	----	
125x50 mm	< 1	1	2	3		
160 mm	< 1	1	2	3	3,5	
200 mm	< 1	< 1	1	2	3	4

For each load and diameter, the table indicates the force (in daN) needed to push or tow a single wheel at the constant speed of 4 km/h on smooth flooring. For manual handling of a 4-wheeled trolley we recommend diameters that have values < 5 daN, for frequent handling we recommend diameters with values < 3 daN.

Fittings with brackets



Standard-duty brackets NL

Maximum carrying capacity 300 daN - available diameters 125-200 mm
Top plate fitting. Available with front brake.



Medium-duty brackets M

Maximum carrying capacity 500 daN - available diameters 160-200 mm
Top plate fitting. Available with adjustable front brake.



Medium-heavy duty brackets P

Maximum carrying capacity 700 daN - available diameters 125-200 mm
Top plate fitting. Available with adjustable rear brake.



Extra-heavy duty brackets EP

Maximum carrying capacity 700 daN - available diameters 160-200 mm
Top plate fitting. Available with adjustable rear brake.

















Electrowelded brackets EE MHD

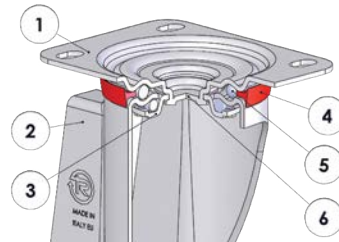
Maximum carrying capacity 700 daN - available diameters 125-200 mm
Top plate fitting. Available with adjustable rear brake.

"TR-ROLL" POLYURETHANE WHEELS WITH ERGONOMIC ROUND PROFILE AND ALUMINIUM CENTRE


















															
mm	mm	kg	COD.	kg	COD.	mm	mm.	mm	mm	daN	daN	daN	daN		
125	40	0,68	622163	0,45	624163	20	40	47	14	500	350	350	350		
125	40	0,73	622143	0,51	624143	20	50	47	14	500	350	350	350		
125	50	0,88	622153	0,65	624153	20	58	47	14	500	450	450	450		
160	50	1,11	622144	0,89	624144	20	58	47	14,5	800	550	550	550		
200	50	1,68	622146	1,44	624146	20	60	47	14,5	1000	700	700	700		

Standard-duty brackets NL - max carrying capacity 300 daN



- 1) Plate: electrolytically galvanised steel plate
 - 2) Fork: electrolytically galvanised steel plate
 - 3) Ball race ring: electrolytically galvanised steel plate
 - 4) Dust seal: orange polyethylene
 - 5) Swivel actions: double ball ring with grease lubrication
 - 6) King pin: integrated with the plate and cold-riveted
- Available with total front foot brake

															
mm	mm	kg	CODE	kg	CODE	kg	CODE	mm	mm	mm	mm	mm	mm	daN	
125	40	1.35	628703	1.17	628803	1.51	628903	156	100x85	80x60	9	35	120	220	
125	40	1.46	628713	1.11	628813	2.34	628913	166	140x110	105x80	11	57	156	300	
160	50	2,95	628704	2,24	628204	3,42	628904	199	140x110	105x80	11	57	156	300	
200	50	3,69	628716	3,04	628206	4,07	628916	240	140x110	105x80	11	57	156	300	

Options available to order:

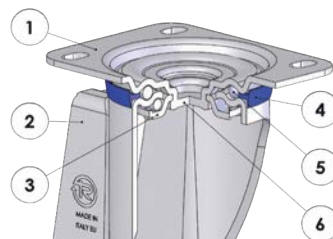


Footguard
for brackets NL



Directional lock
for brackets
NL diam. 160-200 mm

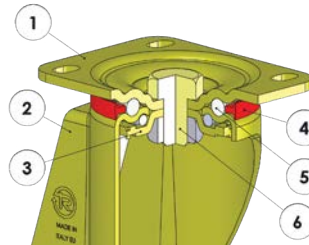
Medium-duty brackets M - max carrying capacity 500 daN





























- 1) Plate: electrolytically galvanised steel plate
 - 2) Fork: electrolytically galvanised steel plate
 - 3) Ball race ring: electroplated galvanised steel
 - 4) Dust seal: blue polyethylene
 - 5) Swivel actions: double ball ring with grease lubrication
 - 6) King pin: integrated with the plate and cold-riveted
- Available with adjustable total front foot brake

mm	mm	kg	COD.	kg	COD.	kg	COD.	mm	mm	mm	mm	mm	mm	daN	4 km/h
160	50	2,81	624604	2,10	628204	3,28	627904	199	140x110	105x80	11	58	178	500	
200	50	3,52	624606	2,87	628206	3,90	627906	240	140x110	105x80	11	50	178	500	

Medium-heavy duty brackets P - max carrying capacity 700 daN



- 1) Plate: galvanised colonial steel plate
 - 2) Fork: galvanised colonial steel plate
 - 3) Ball race ring: galvanised colonial steel plate
 - 4) Dust seal: orange polyamide
 - 5) Swivel actions: double ball ring with grease lubrication
 - 6) King pin: steel bolt in grade 8.8 steel and steel nut
- Available with total front foot brake

																
																
mm	mm	kg	COD.	kg	COD.	kg	COD.	mm	mm	mm	mm	mm	mm	daN	4 km/h	6 km/h
125	40	2,27	629023	1,63	629123	2,83	629523	161	100x85	80x60	9	44	123	350	350	

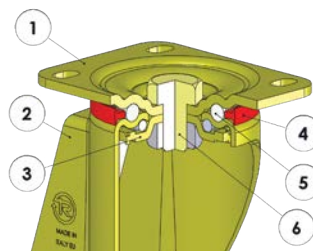
Options available to order:



















Footguard
for brackets
M-P

"TR-ROLL" POLYURETHANE WHEELS WITH ERGONOMIC ROUND PROFILE AND ALUMINIUM CENTRE

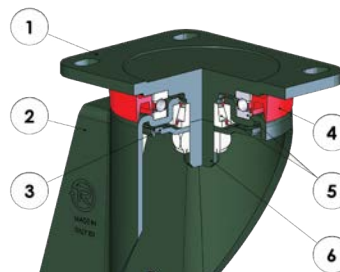
Heavy duty brackets P - max carrying capacity 700 daN










- 1) Plate: galvanised colonial steel plate
 - 2) Fork: galvanised colonial steel plate
 - 3) Ball race ring: galvanised colonial steel plate
 - 4) Dust seal: orange polyamide
 - 5) Swivel actions: double ball ring with grease lubrication
 - 6) King pin: steel bolt in grade 8.8 steel and steel nut
- Available with adjustable total rear foot brake

		  						     							
mm	mm	 kg	COD.	 kg	COD.	 kg	COD.	mm	mm	mm	mm	mm	mm	daN	daN
125	40	2,27	629003	1,63	629103	2,83	629203	170	140x110	105x80	11	70	126	350	350
125	50	2,42	629013	2,78	629113	2,95	629213	170	140x110	105x80	11	70	126	450	400
160	50	3,46	629004	2,28	629104	4,27	629204	205	140x110	105x80	11	70	126	550	550
200	50	4,14	629006	2,68	629106	4,74	629206	250	140x110	105x80	11	70	126	700	700

Extra-heavy duty brackets EP - max carrying capacity 700 daN



- 1) Plate: green galvanised forged steel
 - 2) Fork: green galvanised forged steel
 - 3) Lower bearing protection ring
 - 4) Dust seal: orange polyethylene
 - 5) Swivel actions: axial ball bearing and tapered roller bearing
 - 6) King pin: integrated with the machine-processed plate
- Available with adjustable total rear foot brake

																							
mm	mm	kg	COD.	kg	COD.	kg	COD.	mm	mm	mm	mm	mm	mm	mm	daN	daN							
160	50	3,62	629304	3,21	629404	4,14	629504	205	135x110	105x80	11	70	126	550	550								
200	50	4,40	629306	3,96	629406	4,97	629506	250	135x110	105x80	11	70	126	700	700								

Options available to order:

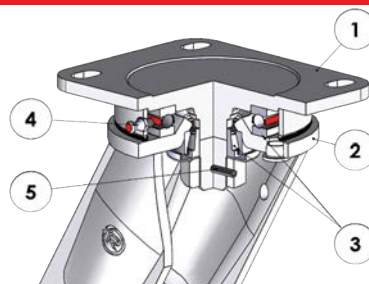


Footguard
for brackets P




















Directional lock
for brackets
P diam. 160-200 mm

Electrowelded brackets EE MHD - max carrying capacity 700 daN



- 1) Plate: forged steel with integrated pin
 - 2) Fork: deep-drawn legs electro-welded to the flange
 - 3) Swivel actions: axial ball bearing and tapered roller bearing
 - 4) Grease nipple
 - 5) Anti-loosening system nut
- Available with adjustable total rear foot brake

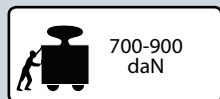
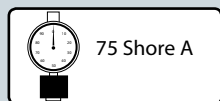
																
mm	mm	kg	COD.	kg	COD.	kg	COD.	mm	mm	mm	mm	mm	mm	daN	daN	daN
125	40	3,65	629603	2,67	629703	4,53	629803	182	135x110	105x80	11	51	157	350	350	
125	50	3,80	629613	2,82	629713	4,68	629813	182	135x110	105x80	11	51	157	450	400	
160	50	4,11	629604	3,12	629704	4,99	629804	215	135x110	105x80	11	60	157	550	550	
200	50	4,80	629606	3,82	629706	6,14	629806	252	135x110	105x80	11	70	157	700	700	

Options available to order:



Directional lock
for brackets EE MHD
- EE HD - EED MHD:
see page 328

"TR-ROLL" POLYURETHANE WHEELS WITH CAST IRON CENTRE



Technical features

Tyre: very thick TR-Roll polyurethane, hardness 75 Shore A, with excellent rolling resistance and elasticity and good resistance to wear and tear.

Centre: cast iron.

Hub with shielded ball bearing press-fitted in the seats obtained by precision turning on the centre; also available without bearings.

Uses

Innovative product, which combines an excellent rolling resistance with the ability to damp down vibrations and overcoming obstacles and very good performance and durability in case of heavy usages and mechanical handling at speeds up to 16 km/h. Examples of applications: mechanically handled trolleys in automotive industries, logistics, carpentries; AGV trolleys; electrical pallet trucks.

Environments of use

Designed for industrial environments, even in the presence of alcohols, glycols, hydrocarbons.

Not recommended in areas with organic acids and mineral acids, base solutions and saturated steam. In case of use in particularly aggressive environments, it is possible to use a protective lacker available on request.

WEAK ACIDS	
STRONG ACIDS	
WATER	
ALCOHOL	

WEAK BASES	
STRONG BASES	
HYDROCARBONS	
SOLVENTS	

For information on the compatibility of the component wheel materials with specific aggressive chemical substances, see table at page 36.



Floors

Suitable for all types of industrial floors, even outdoors. Facilitates the overcoming of obstacles.

It does not damage the floors.



Force required to push or tow a wheel

 	200 kg	400 kg	600 kg	800 kg	1000 kg	1200 kg	1400 kg	1600 kg
200x50 mm	<1	2,5	4	6	---	---	---	---
200x80 mm	<1	2	3,5	5,5	---	---	---	---
250 mm	<1	1,5	3	5	7	9	---	---
300 mm	<1	1	2,5	4,5	6	8	10	---
400 mm	<1	<1	1	3	5,5	7	8	10

For each load and diameter, the table indicates the force (in daN) needed to push or tow a single wheel at the constant speed of 4 km/h on smooth flooring. For manual handling of a 4-wheeled trolley we recommend diameters that have values < 5 daN, for frequent handling we recommend diameters with values < 3 daN.

Fittings with brackets



Electrowelded brackets EE MHD

Maximum carrying capacity 800 daN – available diameters 200 mm
Top plate fitting. Available with adjustable rear brake.



Electrowelded brackets EE HD

Maximum carrying capacity 800 daN – available diameters 200-300 mm
Top plate fitting. Available with adjustable rear brake.



Electrowelded brackets EE EHD

Maximum carrying capacity 1700 daN – available diameters 400 mm
Top plate fitting.















Options available to order:



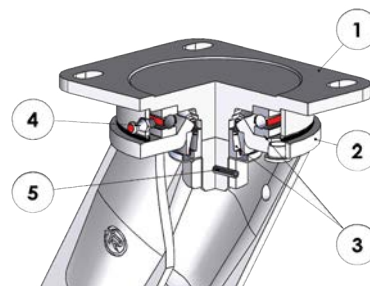
Wheel with key housing

"TR-ROLL" POLYURETHANE WHEELS WITH CAST IRON CENTRE



















															
mm	mm	kg	COD.	kg	COD.	mm	mm.	mm	mm	daN	daN	daN	daN		
200	50	3,40	622126	3,17	624126	20	55	47	14	1000	700	800	800		
200	80	6,63	622136	6,14	624136	25	88	62	18	1200	750	900	900		
250	80	8,50	622127	8,00	624127	25	86	62	17	1600	800	1200	1200		
300	80	11,50	622128	11,00	624128	30	86	62	17	1900	850	1400	1400		
400	100	33,50	622109	32,70	624109	40	100	80	18	2000	900	1700	1700		

Electrowelded brackets EE MHD - Max. carrying capacity 800 daN



- 1) Plate: forged steel with integrated pin
 - 2) Fork: deep-drawn legs electro-welded to the flange
 - 3) Swivel actions: axial ball bearing and tapered roller bearing
 - 4) Grease nipple
 - 5) Anti-loosening system nut
- Available with adjustable total rear foot brake

															
mm	mm	kg	COD.	kg	COD.	kg	COD.	mm	mm	mm	mm	mm	mm	daN	daN
200	50	6,54	628316	5,56	628416	7,42	628616	252	135x110	105x80	11	70	157	800	800

Options available to order:

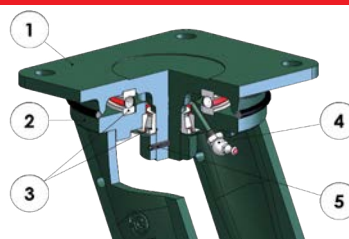


Wheel with key housing



Directional lock
for brackets EE MHD
- EE HD - EED MHD:
see page 326

Electrowelded brackets EE HD - Max. carrying capacity 1400 daN

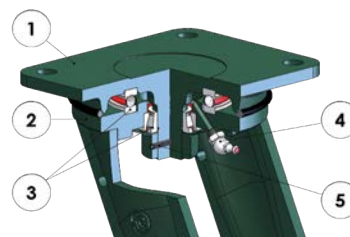


- 1) Plate: forged steel with integrated pin
- 2) Fork: deep-drawn legs electro-welded to the flange
- 3) Swivel actions: axial ball bearing and tapered roller bearing
- 4) Grease nipple
- 5) Anti-loosening system nut

Available with adjustable total rear foot brake

mm	mm	kg	COD.	kg	COD.	kg	COD.	mm	mm	mm	mm	mm	mm	4 km/h	6 km/h
200	80	13,10	628706	11,56	628806	13,98	628906	275	175x140	140x105	14,5	65	166	900	900
250	80	15,19	628708	13,60	628808	16,07	628908	320	175x140	140x105	14,5	74	166	1200	1200
300	80	18,31	628718	16,69	628818	19,19	628918	360	175x140	140x105	14,5	81	166	1400	1400

Electrowelded brackets EE EHD - Max. carrying capacity 1700 daN



- 1) Plate: forged steel with integrated pin
- 2) Fork: deep-drawn legs electro-welded to the flange
- 3) Swivel actions: axial ball bearing and tapered roller bearing
- 4) Grease nipple
- 5) Anti-loosening system nut

Available with adjustable total rear foot brake

mm	mm	kg	COD.	kg	COD.	mm	mm	mm	mm	mm	4 km/h	6 km/h		
400	100	49,55	628729	44,85	628829	475	250x200	210x160	19	95	1700	1700		

Options available to order:



Wheel with key housing



Directional lock
for brackets EE MHD
- EE HD - EED MHD:
see page 326

"TR-ROLL" POLYURETHANE WHEELS WITH POLYAMIDE 6 CENTRE



Description

Tyre: very thick TR-Roll polyurethane, hardness 75 Shore A, with excellent rolling resistance and elasticity and good resistance to wear and tear.

Available also with ergonomic round profile (wheel diam. 125 mm).

Centre: polyamide 6.

Hub with shielded ball bearings with interference assembly in the seats obtained by centre moulding; also available without bearings.

Uses

Excellent for trolleys and equipments handling medium-heavy and heavy duty loads, also suitable for continuous handling, even in presence of humidity and aggressive chemicals.

Suitable for towing applications and manual/mechanical handling up to 6 km/h.

They offer a higher load capacity and rolling resistance in comparison to standard elastic rubber wheels, whilst maintaining the same specifications of elasticity, vibrations absorption and obstacle overcoming.

The ergonomic round profile variant also enables to reduce the start-up coefficient when pushing/pulling a trolley from a still position.

Examples of applications are: automotive industry, lean manufacturing, cash& carry, trolleys and dollies for the chemical and food processing industry.

Environments of use

Suitable for indoor industrial environments, also in presence of medium-harsh chemical agents, alcohol, glycol and water.

Not suitable in presence of strong acids and solvents.

WEAK ACIDS					WEAK BASES				
STRONG ACIDS					STRONG BASES				
WATER					HYDROCARBONS				
ALCOHOL					SOLVENTS				

For information on the compatibility of the component wheel materials with specific aggressive chemical substances, see table at page 36.



Floors

Suitable for all types of industrial floors, even outdoors. Facilitates the overcoming of obstacles.

It does not damage the floors.



Force required to push or tow a wheel

 	100 kg	150 kg	200 kg	250 kg	300 kg	350 kg	400 kg
100 mm	< 1	1	2	----	----		
125 mm	< 1	< 1	1,5	2	2,5		
125 ER mm	< 1	< 1	1,5	2	----		
160 mm	< 1	< 1	1	1,5	1,8	2,2	2,6
160 ER mm	< 1	< 1	< 1	1	1,4	1,8	2,1

For each load and diameter, the table indicates the force (in daN) needed to push or tow a single wheel at the constant speed of 4 km/h on smooth flooring. For manual handling of a 4-wheeled trolley we recommend diameters that have values < 5 daN, for frequent handling we recommend diameters with values < 3 daN.

Fittings with brackets



Standard-duty brackets NL

Maximum carrying capacity 300 daN - available diameters 100-160 mm.
Top plate fittings. Available with front brake.



Medium duty brackets M

Maximum carrying capacity 400 daN - available diameters 160 mm
Top plate fitting. Available with front adjustable brake.



Medium-heavy duty brackets P

Maximum carrying capacity 400 daN - available diameters 100-160 mm
Top plate fitting. Available with front brake and adjustable rear brake.















Options available to order:



Fitting with stainless
steel NLX brackets















"TR-ROLL" POLYURETHANE WHEELS WITH POLYAMIDE 6 CENTRE



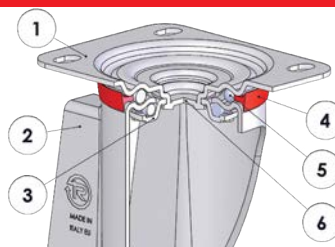
															
mm	mm	kg	COD.	kg	COD.	mm	mm.	mm	mm	daN	daN	daN	daN		
100	40	0,34	622302	0,27	624302	15	40	32	9	300	230	230	230		
125	40	0,45	622303	0,37	624303	15	40	32	9	350	280	280	280		
160	50	1,06	622304	0,97	624304	20	55	47	14	450	400	400	360		


















Ergonomic round profile

															
mm	mm	kg	COD.	kg	COD.	mm	mm.	mm	mm	daN	daN	daN	daN		
125ER	40	0,40	622603	0,32	624603	15	40	32	9	300	250	250	250		
160ER	50	1,00	622604	0,91	624704	20	55	47	14	450	400	400	360		

Standard-duty brackets NL - max carrying capacity 300 daN



- 1) Plate: electrolytically galvanised steel plate
 - 2) Fork: electrolytically galvanised steel plate
 - 3) Ball race ring: electrolytically galvanised steel plate
 - 4) Dust seal: orange polyethylene
 - 5) Swivel actions: double ball ring with grease lubrication
 - 6) King pin: integrated with the plate and cold-riveted
- Available with total front foot brake

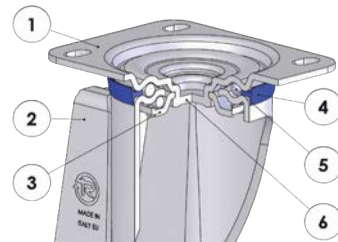
															
mm	mm	kg	COD.	kg	COD.	kg	COD.	mm	mm	mm	mm	mm	mm	daN	
100	40	0,94	624422	0,69	626222	1,08	627322	128	100x85	80x60	9	35	120	200	
125	40	1,10	624423	0,85	626223	1,24	627323	156	100x85	80x60	9	37	120	220	
125ER	40	1,05	629303	0,80	629403	1,19	629503	156	100x85	80x60	9	37	120	220	
160	50	2,49	624434	2,19	627724	2,78	627334	199	140x110	105x80	11	56	156	300	
160ER	50	2,43	624424	2,13	627734	2,72	627324	199	140x110	105x80	11	56	156	300	

Options available to order:


























Fitting with stainless
steel NLX brackets

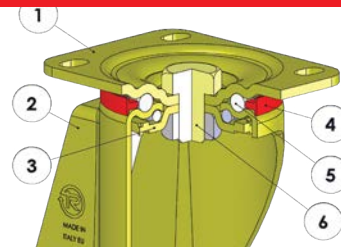
Medium duty brackets M - max carrying capacity 400 daN





























- 1) Plate: electrolytically galvanised steel plate
 - 2) Fork: electrolytically galvanised steel plate
 - 3) Ball race ring: electroplated galvanised steel
 - 4) Dust seal: blue polyethylene
 - 5) Swivel actions: double ball ring with grease lubrication
 - 6) King pin: integrated with the plate and cold-riveted
- Available with adjustable total front foot brake

																
mm	mm	kg	CODE	kg	CODE	kg	CODE	mm	mm	mm	mm	mm	mm	mm	daN	
160	50	2,49	624544 	2,19	627724 	2,78	627444 	199	140x110	105x80	11	58	178	400		
160ER	50	2,43	624534 	2,13	627734 	2,72	627434 	199	140x110	105x80	11	50	178	400		

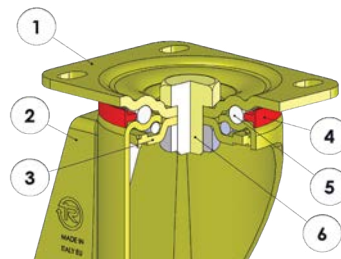
Medium-heavy duty brackets P - max carrying capacity 400 daN



















- 1) Plate: galvanised colonial steel plate
 - 2) Fork: galvanised colonial steel plate
 - 3) Ball race ring: galvanised colonial steel plate
 - 4) Dust seal: orange polyamide
 - 5) Swivel actions: double ball ring with grease lubrication
 - 6) King pin: steel bolt in grade 8.8 steel and steel nut
- Available with total front foot brake

																
mm	mm	kg	COD.	kg	COD.	kg	COD.	mm	mm	mm	mm	mm	mm	mm	daN	daN
100	40	1,20	627622 	0,82	628522 	1,35	627222 	138	100x85	80x60	9	46	123	230	230	
125	40	1,35	627623 	0,93	628523 	1,50	627223 	161	100x85	80x60	9	44	123	280	280	
125ER	40	1,30	629313 	0,88	629413 	1,45	629513 	161	100x85	80x60	9	44	123	250	250	

Medium-heavy duty brackets P - max carrying capacity 400 daN



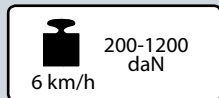
- 1) Plate: galvanised colonial steel plate
 - 2) Fork: galvanised colonial steel plate
 - 3) Ball race ring: galvanised colonial steel plate
 - 4) Dust seal: orange polyamide
 - 5) Swivel actions: double ball ring with grease lubrication
 - 6) King pin: steel bolt in grade 8.8 steel and steel nut
- Available with total adjustable rear foot brake

															
mm	mm	kg	COD.	kg	COD.	kg	COD.	mm	mm	mm	mm	mm	mm	daN	daN
160	50	3,33	627634	2,00	628534	5,03	627234	205	140x110	105x80	11	70	126	400	360
160ER	50	3,27	627624	1,94	628524	4,96	627224	205	140x110	105x80	11	70	126	400	360



Details make the difference

VULKOLLAN® WHEELS WITH FORGED STEEL CENTRE



Description

Tyre: Vulkollan®, hardness 93 Shore A: excellent rolling resistance and elasticity, highly resistant to wear, tear and deformations.

Centre: forged steel.

Hub with shielded ball bearings with interference assembly in the seats obtained by machining the centre; also available without bearings.

Uses

Ideal for applications with heavy duty loads, even with mechanical handling at high speeds. Fitted with appropriate brackets, they guarantee excellent performance up to 16 km/h.

The excellent rolling resistance allows an easy handling of heavy loads even with wheels of a small diameter.

Examples of recommended applications: trolleys for indoor industrial handling, AGV trolleys, containers, electrical pallet trucks, forklift trucks.

Environments of use

Designed for industrial environments, even in presence of alcohols, glycols, hydrocarbons. Not recommended in areas with organic acids and mineral acids, base solutions and saturated vapour.

WEAK ACIDS	
STRONG ACIDS	
WATER	
ALCOHOL	

WEAK BASES	
STRONG BASES	
HYDROCARBONS	
SOLVENTS	

For information on the compatibility of the component wheel materials with specific aggressive chemical substances, see table at page 36.



Floors

Suitable for tiles and cement-resin.

Not suitable if large obstacles are present.



Force required to push or tow a wheel

 	150 kg	300 kg	450 kg	600 kg	1000 kg	1500 kg
100 mm	4	----	----	----	----	----
125 mm	3.3	6.7	----	----	----	----
150 mm	2.4	4.8	7.2	9.6	----	----
175 mm	2.2	4.5	6.8	9	----	----
200 mm	1.7	3.5	5.5	7.6	14.2	----
250 mm	1.2	2.5	4	5.6	10.5	18

For each load and diameter, the table indicates the force (in daN) needed to push or tow a single wheel at the constant speed of 4 km/h on smooth flooring. For manual handling of a 4-wheeled trolley we recommend diameters that have values < 5 daN, for frequent handling we recommend diameters with values < 3 daN.

Fittings with brackets



Standard-duty brackets NL

Maximum carrying capacity 300 daN - available diameters 100-200 mm
Top plate fitting.



Medium-duty brackets M

Maximum carrying capacity 500 daN - available diameters 150-200 mm
Top plate fitting. Available with adjustable front brake.



Medium-heavy duty brackets P

Maximum carrying capacity 750 daN - available diameters 80-200 mm
Top plate fitting. Available with front brake and adjustable rear brake.

















Extra-heavy duty brackets EP

Maximum carrying capacity 1500 daN - available diameters 100-250 mm
Top plate fitting. Available with adjustable rear brake.

Options available to order:

The series 63AC wheels are also available with assembled thread guards. To order them add the "PF" suffix to the product code. To order loose thread guards see the Accessories section.















															
mm	mm	kg	COD.	kg	COD.	mm	mm.	mm	mm	daN	daN	daN	daN		
100	30	0,74	632122	0,67	634122	12	30	32	10	375	190	250	200		
125	40	1,38	632123	1,31	634123	12	40	32	10	500	230	350	280		
150	40	1,84	632124	1,66	634124	17	40	40	12	900	320	750	600		
150	40	1,76	632224	1,60	634224	20	40	42	12	900	320	750	600		
175	40	2,80	632125	2,56	634125	20	40	47	14	1200	340	850	680		
200	50	4,03	632126	3,79	634126	20	50	47	14	1800	420	1100	880		
200	50	4,00	632226	3,72	634226	25	50	52	15	1800	420	1100	880		
250	60	8,03	632128	7,75	634128	25	60	52	15	2200	550	1500	1200		

Standard-duty brackets NL - max carrying capacity 300 daN



- 1) Plate: electrolytically galvanised steel plate
- 2) Fork: electrolytically galvanised steel plate
- 3) Ball race ring: electrolytically galvanised steel plate
- 4) Dust seal: orange polyethylene
- 5) Swivel actions: double ball ring with grease lubrication
- 6) King pin: integrated with the plate and cold-riveted

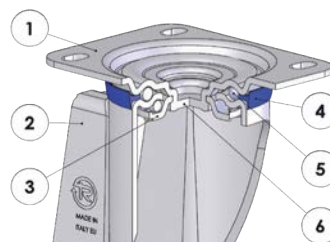
															
mm	mm	kg	CODE	kg	CODE	mm	mm	mm	mm	mm	daN				
100	30	1.26	637322	1.01	638222	128	100x85	80x60	9	35	200				
125	40	2.03	637323	1.68	638223	156	100x85	80x60	9	37	220				
150	40	2.54	637304	2.15	638214	182	100x85	80x60	9	34	220				
150	40	3.21	637324	2.84	638224	194	140x110	105x80	11	56	300				
175	40	4.18	637325	3.89	638225	217	140x110	105x80	11	56	300				
200	50	5.43	637326	5.21	638226	240	140x110	105x80	11	56	300				

Options available to order:





















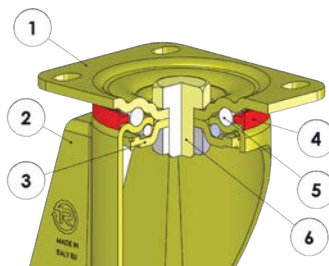
Footguard
for brackets
NL-M-P

Medium-duty brackets M - max carrying capacity 500 daN

















- 1) Plate: electrolytically galvanised steel plate
 - 2) Fork: electrolytically galvanised steel plate
 - 3) Ball race ring: electroplated galvanised steel
 - 4) Dust seal: blue polyethylene
 - 5) Swivel actions: double ball ring with grease lubrication
 - 6) King pin: integrated with the plate and cold-riveted
- Available with adjustable total front foot brake

Available with adjustable total front foot brake																	
								      									
mm	mm	kg	CODE	kg	CODE	kg	CODE	mm	mm	mm	mm	mm	mm	daN			
150	40	3.56	637404 	2.84	638224 	4.13	636704 	194	140x110	105x80	11	58	178	500			
200	50	5.82	637406 	5.21	638226 	6.18	636706 	240	140x110	105x80	11	50	178	500			



- 1) Plate: galvanised colonial steel plate
 - 2) Fork: galvanised colonial steel plate
 - 3) Ball race ring: galvanised colonial steel plate
 - 4) Dust seal: orange polyamide
 - 5) Swivel actions: double ball ring with grease lubrication
 - 6) King pin: steel bolt in grade 8.8 steel and steel nut
- Available with total adjustable rear foot brake

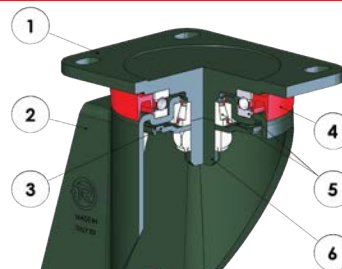
															
mm	mm	kg	CODE	kg	CODE	kg	CODE	mm	mm	mm	mm	mm	mm	daN	daN
150	40	4.19	637624	2.70	638624	4.76	636304	200	140x110	105x80	11	70	126	750	600
175	40	5.14	637625	3.72	638625	5.71	636305	225	140x110	105x80	11	70	126	750	600
200	50	6.44	637626	4.98	638626	7.01	636306	250	140x110	105x80	11	70	126	750	600

Options available to order:

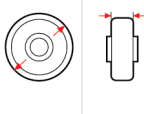


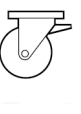
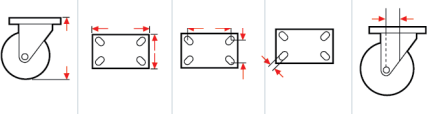


















Footguard
for brackets
NL-M-P

Extra-heavy duty brackets EP - max carrying capacity 1500 daN



- 1) Plate: green galvanised forged steel
 - 2) Fork: green galvanised forged steel
 - 3) Lower bearing protection ring
 - 4) Dust seal: orange polyethylene
 - 5) Swivel actions: axial ball bearing and tapered roller bearing
 - 6) King pin: integrated with the machine-processed plate
- Available with adjustable total rear foot brake

															
mm	mm	kg	CODE	kg	CODE	kg	CODE	mm	mm	mm	mm	mm	mm	daN	daN
100	30	1.85	637822 	1.61	638822 			140	100x85	80x60	9	46		250	200
125	40	2.56	637823 	1.70	638823 			164	100x85	80x60	9	48		350	280
150	40	4.46	637824 	3.97	638824 	5.03	636504 	200	135x110	105x80	11	70	126	750	600
175	40	5.44	637825 	5.02	638825 	6.01	636505 	225	135x110	105x80	11	70	126	850	680
200	50	6.75	637826 	6.30	638826 	7.32	636506 	250	135x110	105x80	11	70	126	1100	880
250	60	13.58	637828 	11.74	638828 			300	175x140	140x105	14	66		1500	1200

VULKOLLAN® WHEELS WITH CAST IRON CENTRE



Description

Tyre: Vulkollan®, hardness 93 Shore A: excellent rolling resistance and elasticity, highly resistant to wear, tear and deformations.

Centre: cast iron.

Hub with shielded ball bearings with interference assembly in the seats obtained by machining the centre; also available without bearings.

Uses

Ideal for applications with heavy duty loads, even with mechanical handling at high speeds. Combined with appropriate brackets, they guarantee excellent performance up to 16 km/h.

The excellent rolling resistance allows an easy handling of heavy loads even with wheels of small diameter.

Examples of recommended applications: trolleys for indoor industrial handling, AGV trolleys, containers, electrical pallet trucks, forklift trucks.

Environments for use

Designed for industrial environments, even in presence of alcohols, glycols, hydrocarbons. Not recommended in areas with organic acids and mineral acids, base solutions and saturated vapour.

WEAK ACIDS		
STRONG ACIDS		
WATER		
ALCOHOL		

WEAK BASES		
STRONG BASES		
HYDROCARBONS		
SOLVENTS		

For information on the compatibility of the component wheel materials with specific aggressive chemical substances, see table at page 36.


Floors

Suitable for tiles and cement-resin.

Not suitable if large obstacles are present.



Force required to push or tow a wheel

 4 km/h	150 kg	300 kg	450 kg	600 kg	1000 kg	1500 kg	2000 kg
80 mm	4.5	11	----	----	----	----	----
100 mm	3.8	7.7	----	----	----	----	----
125x38 mm	3.5	7	11.5	----	----	----	----
125x50 mm	3.3	6.5	11	----	----	----	----
150x50 mm	2.5	5.2	8.6	12.6	----	----	----
160x50 mm	2.3	5	8.3	12	----	----	----
180x50 mm	2	4.1	6.8	9.7	----	----	----
200x50 mm	1.7	3.8	6	8.5	16	----	----
200x80 mm	1.3	3.5	5.0	6.7	11.5	17	----
250x60 mm	1	3	4.7	6.3	10.9	16	----
250x80 mm	< 1	2.5	4.5	6	10.3	15.5	----
300x60 mm	< 1	2	4	5.5	9.6	15	----
300x80 mm	< 1	1.5	3.5	5	8.6	13	16

For each load and diameter, the table indicates the force (in daN) needed to push or tow a single wheel at the constant speed of 4 km/h on smooth flooring. For manual handling of a 4-wheeled trolley we recommend diameters that have values < 5 daN, for frequent handling we recommend diameters with values < 3 daN.

Available with brackets:



Standard-duty brackets NL

Maximum carrying capacity 300 daN - available diameters 80-200 mm
Top plate fitting. Available with front brake.



Medium-duty brackets M

Maximum carrying capacity 500 daN - available diameters 150-200 mm
Top plate fitting. Available with adjustable front brake.



Medium-heavy duty brackets P

Maximum carrying capacity 750 daN - available diameters 80-200 mm
Top plate fitting. Available with front brake and adjustable rear brake.



Extra-heavy duty brackets EP

Maximum carrying capacity 1600 daN - available diameters 100-250 mm
Top plate fitting. Available with adjustable rear brake.



Electrowelded brackets EE MHD - EE HD - EE EHD.

Maximum carrying capacity 2300 daN - available diameters 125-400 mm
Top plate fitting. Available with adjustable rear brake.



Twin electrowelded brackets EEG MHD - EEG HD - EEG EHD

Maximum carrying capacity 3500 daN - available diameters 100-250 mm
Top plate fitting.

Options available to order:



Wheel
with
key housing



Wheel
with very thick
tyre



mm	mm	kg	COD.	kg	COD.	mm	mm.	mm	mm	daN	daN	daN	daN		
80	28	0,51	632151	0,46	634151	12	32	28	8	370	190	280	220		
100	38	1,02	632152	0,91	634152	15	40	35	11	500	220	380	300		
125	38	1,45	632153	1,34	634153	15	40	35	11	600	240	450	360		
125	50	1,98	632163	1,76	634163	20	55	47	14	800	270	600	440		
125	50	1,96	632363	1,76	634163	25	55	47	14	800	270	600	440		
150	50	2,50	632154	2,28	634154	20	55	47	14	910	290	700	560		
150	50	2,48	632354	2,28	634154	25	55	47	14	910	290	700	560		
160	50	2,65	632164	2,43	634164	20	55	47	14	1000	300	750	600		
160	50	2,63	632364	2,43	634164	25	55	47	14	1000	300	750	600		
180	50	3,02	632155	2,80	634155	20	55	47	14	1100	350	900	720		
200	50	3,65	632156	3,43	634156	20	55	47	14	1500	380	1000	800		
200	50	3,63	632356	3,43	634156	25	55	47	14	1500	380	1000	800		
200	80	7,26	632166	6,74	634166	25	86	62	17	2000	450	1600	1300		
200	80	7,24	632366	6,74	634166	30	86	62	17	2000	450	1600	1300		
250	60	8,13	632157	7,61	634157	25	65	62	17	2500	480	1500	1200		
250	60	8,10	632357	7,61	634157	30	65	62	17	2500	480	1500	1200		
250	80	9,81	632167	9,29	634167	25	86	62	17	2800	500	1900	1500		
250	80	9,80	632367	9,29	634167	30	86	62	17	2800	500	1900	1500		
300	60	11,43	632158	10,96	634158	30	65	62	17	3200	550	1750	1400		
300	80	13,80	632168	13,33	634168	30	86	62	17	3400	600	2300	1800		

Options available to order:

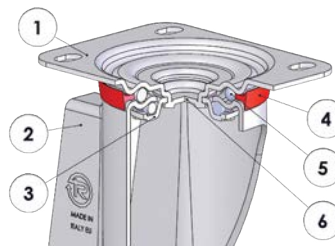


Wheel
with
key housing















Wheel
with very thick
tyre

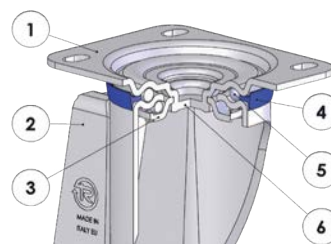
Standard-duty brackets NL - max carrying capacity 300 daN




























- 1) Plate: electrolytically galvanised steel plate
 - 2) Fork: electrolytically galvanised steel plate
 - 3) Ball race ring: electrolytically galvanised steel plate
 - 4) Dust seal: orange polyethylene
 - 5) Swivel actions: double ball ring with grease lubrication
 - 6) King pin: integrated with the plate and cold-riveted
- Available with total front foot brake

																		
mm	mm	kg	CODE	kg	CODE	kg	CODE				mm	mm	mm	mm	mm	mm	daN	
80	28	0.95	634551	0.82	634651	1.11	635451				107	100x85	80x60	9	37	120	200	
100	38	1.51	634552	1.40	634652	1.67	635452				128	100x85	80x60	9	35	120	200	
125	38	1.97	634553	1.86	634653	2.13	635453				156	100x85	80x60	9	37	120	220	
125	50	3.38	634563	2.89	634663	3.58	635463				166	140x110	105x80	11	57	156	300	
150	50	3.87	634554	3.59	634654						194	140x110	105x80	11	56		300	
160	50	3.98	634564	3.71	634664	4.23	635474				199	140x110	105x80	11	56	156	300	
180	50	4.48	634555	4.21	634655	4.68	635465				220	140x110	105x80	11	56	156	300	
200	50	5.16	634556	4.92	634656	5.36	635466				240	140x110	105x80	11	56	156	300	

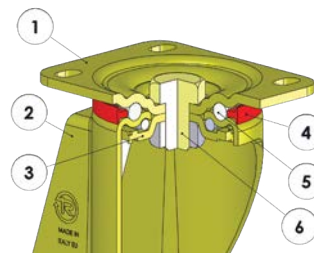
Medium-duty brackets M - max carrying capacity 500 daN



















- 1) Plate: electrolytically galvanised steel plate
 - 2) Fork: electrolytically galvanised steel plate
 - 3) Ball race ring: electrolytically galvanised steel plate
 - 4) Dust seal: blue polyethylene
 - 5) Swivel actions: double ball ring with grease lubrication
 - 6) King pin: integrated with the plate and cold-riveted
- Available with adjustable total front foot brake

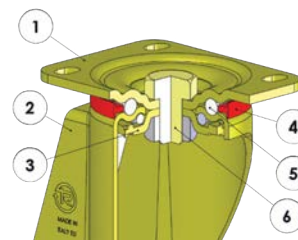
															
															
mm	mm	kg	CODE	kg	CODE	kg	CODE	mm	mm	mm	mm	mm	mm	daN	
150	50	4.21	637424 	3.59	634654 	4.65	636724 	194	140x110	105x80	11	58	178	500	
160	50	4.33	637434 	3.71	634664 	4.78	636734 	199	140x110	105x80	11	58	178	500	
200	50	5.55	637426 	4.92	634656 	5.91	636726 	240	140x110	105x80	11	50	178	500	

Heavy-duty brackets P - max carrying capacity 750 daN



















- 1) Plate: galvanised colonial steel plate
- 2) Fork: galvanised colonial steel plate
- 3) Ball race ring: galvanised colonial steel plate
- 4) Dust seal: orange polyamide
- 5) Swivel actions: double ball ring with grease lubrication
- 6) King pin: steel bolt in grade 8.8 steel and steel nut
Available with total front foot brake

															
mm	mm	kg	CODE	kg	CODE	kg	CODE	mm	mm	mm	mm	mm	mm	daN	daN
80	28	1.38	635851	0.96	636851			128	100x85	80x60	9	46		280	220
100	38	1.93	635852	1.52	636852	2.06	634852	138	100x85	80x60	9	46	123	350	300
125	38	2.37	635853	2.04	636853	2.50	634853	161	100x85	80x60	9	44	123	350	300



- 1) Plate: galvanised colonial steel plate
- 2) Fork: galvanised colonial steel plate
- 3) Ball race ring: galvanised colonial steel plate
- 4) Dust seal: orange polyamide
- 5) Swivel actions: double ball ring with grease lubrication
- 6) King pin: steel bolt in grade 8.8 steel and steel nut
Available with total adjustable rear foot brake

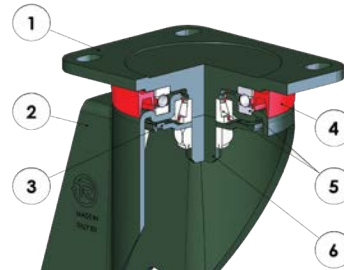
															
mm	mm	kg	CODE	kg	CODE	kg	CODE	mm	mm	mm	mm	mm	mm	daN	daN
125	50	3.66	635863	2.65	636863	4.24	634863	170	140x110	105x80	11	70	126	550	440
150	50	4.81	635854	3.55	636854	5.33	634854	200	140x110	105x80	11	70	126	700	560
160	50	4.93	635864	4.08	636864	5.45	634864	205	140x110	105x80	11	70	126	750	600
180	50	5.30	635855	4.45	636855	5.90	634855	228	140x110	105x80	11	70	126	750	600
200	50	6.06	635856	5.15	636856	6.66	634856	250	140x110	105x80	11	70	126	750	600

Options available to order:



















Footguard
for brackets
NL-M-P

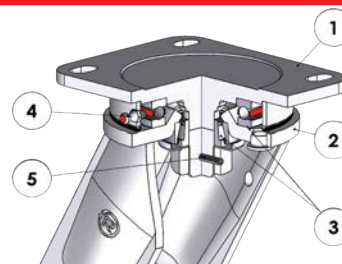
Extra-heavy duty brackets P - max carrying capacity 1600 daN



















- 1) Plate: green galvanised forged steel
- 2) Fork: green galvanised forged steel
- 3) Lower bearing protection ring
- 4) Dust seal: orange polyethylene
- 5) Swivel actions: axial ball bearing and tapered roller bearing
- 6) King pin: integrated with the machine-processed plate
Available with adjustable total rear foot brake

															
mm	mm	kg	CODE	kg	CODE	kg	CODE	mm	mm	mm	mm	mm	mm	daN	daN
100	38	2.15	637852	1.92	638852			140	100x85	80x60	9	46		350	300
125	38	2.64	637853	2.44	638853			164	100x85	80x60	9	48		350	300
150	50	5.04	637854	4.63	638854	5.56	636654	200	135x110	105x80	11	70	126	700	560
160	50	5.16	637864	4.75	638864	5.68	636664	205	135x110	105x80	11	70	126	750	560
180	50	5.60	637855	5.20	638855	6.20	636655	228	135x110	105x80	11	70	126	900	720
200	50	6.35	637856	6.06	638856	6.95	636656	250	135x110	105x80	11	70	126	1000	800
200	80	12.30	637866	10.46	638866			275	175x140	140x105	14	66		1600	1300
250	60	13.16	637857	11.32	638857			300	175x140	140x105	14	66		1500	1200

Electrowelded brackets EE MHD - max carrying capacity 1000 daN



- 1) Plate: forged steel with integrated pin
- 2) Fork: deep-drawn legs electro-welded to the flange
- 3) Swivel actions: axial ball bearing and tapered roller bearing
- 4) Grease nipple
- 5) Anti-loosening system nut
Available with adjustable total rear foot brake

															
mm	mm	kg	CODE	kg	CODE	kg	CODE	mm	mm	mm	mm	mm	mm	daN	daN
125	50	4.88	638303	3.90	638403	5.76	638903	182	135x110	105x80	11	51	157	600	440
150	50	5.50	638304	4.51	638404	6.38	638904	210	135x110	105x80	11	60	157	700	560
160	50	5.65	638314	4.66	638414	6.53	638914	215	135x110	105x80	11	60	157	750	600
180	50	6.14	638305	5.16	638405	7.02	638905	242	135x110	105x80	11	70	157	900	720
200	50	6.77	638306	5.79	638406	7.65	638906	252	135x110	105x80	11	70	157	1000	800

Options available to order:

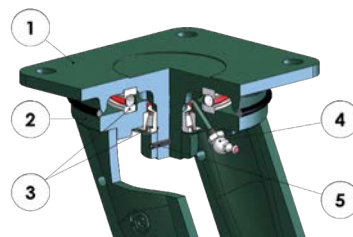


Bracket
EE MHD
with steering
system



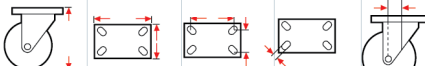




Directional lock
for brackets EE MHD
- EE HD - EED MHD:
see page 328

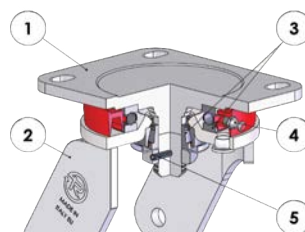
Electrowelded brackets EE HD - max carrying capacity 2300 daN
















- 1) Plate: forged steel with integrated pin
 - 2) Fork: deep-drawn legs electro-welded to the flange
 - 3) Swivel actions: axial ball bearing and tapered roller bearing
 - 4) Grease nipple
 - 5) Anti-loosening system nut
- Available with adjustable total rear foot brake

																		
mm	mm	kg	CODE	kg	CODE	kg	CODE	mm	mm	mm	mm	mm	mm	daN	daN			
200	80	13.72	638316	12.18	638416	14.60	638916	275	175x140	140x105	14	65	166	1600	1300			
250	60	14.82	638307	13.23	638407	15.70	638907	320	175x140	140x105	14	74	166	1500	1200			
250	80	16.50	638317	14.91	638417	17.38	638917	320	175x140	140x105	14	74	166	1600	1300			
250	80	17.56	638327	15.23	638427	18.44	638927	325	200x160	160x120	17	74	166	1900	1500			
300	60	18.24	638308	16.62	638408	19.12	638908	360	175x140	140x105	14	81	166	1600	1300			
300	60	19.30	638328	16.95	638428	20.18	638928	365	200x160	160x120	17	81	166	1750	1400			
300	80	20.61	638318	18.99	638418	21.49	638918	360	175x140	140x105	14	81	166	1600	1300			
300	80	21.67	638338	19.32	638438	22.55	638938	365	200x160	160x120	17	81	166	2300	1800			

Twin electrowelded brackets EEG MHD - max carrying capacity 900 daN



- 1) Plate: forged steel with integrated pin
- 2) Fork: deep-drawn legs electro-welded to the flange
- 3) Swivel actions: axial ball bearing and tapered roller bearing
- 4) Grease nipple
- 5) Anti-loosening system nut

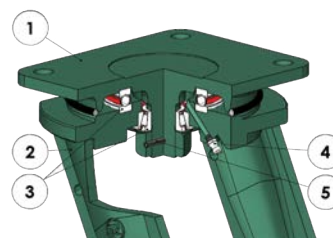
																												
																												
mm	mm	kg	CODE	kg	CODE	mm	mm	mm	mm	mm	daN	daN																
100	38x38	4.50	638062	3.75	638162	140	135x110	105x80	11	55	700	600																
125	38x38	5.45	638063	4.70	638163	170	135x110	105x80	11	55	900	720																

Options available to order:

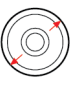
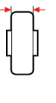





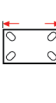

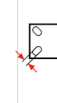





Directional lock
for brackets EE MHD
- EE HD - EED MHD:
see page 328

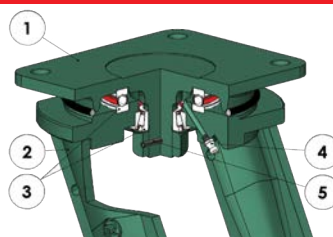
Twin electrowelded brackets EEG HD - max carrying capacity 2000 daN



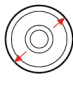
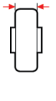




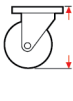
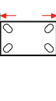





- 1) Plate: forged steel with integrated pin
- 2) Fork: deep-drawn legs electro-welded to the flange
- 3) Swivel actions: axial ball bearing and tapered roller bearing
- 4) Grease nipple
- 5) Anti-loosening system nut

														
mm	mm	kg	CODE	kg	CODE	mm	mm	mm	mm	mm	daN	daN		
125	50+50	11.00	638072	7.70	638172	210	175x140	140x105	14	50	1200	880		
150	50+50	13.10	638074	8.70	638174	223	175x140	140x105	14	50	1400	1100		
160	50+50	13.40	638084	9.00	638184	228	175x140	140x105	14	50	1500	1200		
200	50+50	15.90	638066	11.30	638166	280	175x140	140x105	14	65	1600	1300		
200	50+50	17.55	638076	12.70	638176	285	200x160	160x120	17	65	2000	1600		

Twin electrowelded brackets EEG MHD - max carrying capacity 3500 daN



- 1) Plate: forged steel with integrated pin
- 2) Fork: deep-drawn legs electro-welded to the flange
- 3) Swivel actions: axial ball bearing and tapered roller bearing
- 4) Grease nipple
- 5) Anti-loosening system nut

														
mm	mm	kg	CODE	kg	CODE	mm	mm	mm	mm	mm	daN	daN		
200	80+80	34.80	638086	25.05	638186	280	250x200	210x160	19	52	3200	2500		
250	60+60	36.95	638067	27.20	638167	330	250x200	210x160	19	62	3000	2400		
250	80+80	40.30	638077	30.55	638177	330	250x200	210x160	19	62	3500	2800		

"TR" POLYURETHANE WHEELS WITH CAST IRON CENTRE

	80-400 mm
	95 Shore A
	280-3500 daN 4 km/h
	220-2800 daN 6 km/h
	190-750 daN
	-20 / +80 °C



Description

Tyre: "TR" polyurethane, hardness 95 Shore A, excellent rolling resistance and elasticity, highly resistant to wear.

Centre: cast iron.

Hub with plain bore so that it can easily be re-worked to achieve a spline or key housing. Hub with shielded ball bearing press-fitted in the seats obtained by precision machining the centre; also available without bearings.

Uses

Ideal for applications with heavy duty loads, even with mechanical handling at high speeds. Combined with appropriate brackets, they guarantee excellent performance up to 16 km/h.

The excellent rolling resistance allows an easy handling of heavy loads even with wheels of small diameter.

The plain bore version, with key way or spline, is suitable for use as a drive wheel.

Examples of recommended applications: trolleys for indoor industrial handling, AGV trolleys, containers, electrical pallet trucks.

Environments of use

Designed for industrial environments, even in presence of alcohols, glycols, hydrocarbons. Not recommended in areas with organic acids and mineral acids, base solutions and saturated steam.

WEAK ACIDS		WEAK BASES	
STRONG ACIDS		STRONG BASES	
WATER		HYDROCARBONS	
ALCOHOL		SOLVENTS	

For information on the compatibility of the component wheel materials with specific aggressive chemical substances, see table at page 36.


Floors

Suitable for tiles and cement-resin.

Not suitable if large obstacles are present.



Force required to push or tow a wheel

	150 kg	300 kg	450 kg	600 kg	1000 kg	1500 kg	2000 kg	2800 kg
80 mm	4.5	11	----	----	----	----	----	----
100 mm	3.8	7.7	----	----	----	----	----	----
125x38 mm	3.5	7	11.5	----	----	----	----	----
125x50 mm	3.3	6.5	11	----	----	----	----	----
125x60 mm	3.3	6.5	11	14	----	----	----	----
150x50 mm	2.5	5.2	8.6	12.6	----	----	----	----
150x60 mm	2	4	8	11	----	----	----	----
150x80 mm	1.8	3.5	6	10.5	18	----	----	----
160x50 mm	2.3	5	8.3	12	----	----	----	----
180x50 mm	2	4.1	6.8	9.7	----	----	----	----
200x50 mm	1.7	3.8	6	8.5	16	----	----	----
200x80 mm	1.3	3.5	5.0	6.7	11.5	17	----	----
250x60 mm	1	3	4.7	6.3	10.9	16	----	----
250x80 mm	< 1	2.5	4.5	6	10.3	15.5	----	----
300x60 mm	< 1	2	4	5.5	9.6	15	----	----
300x80 mm	< 1	1.5	3.5	5	8.6	13	16	----
400x100 mm	< 1	< 1	2	3.2	6.8	11	13	21

For each load and diameter, the table indicates the force (in daN) needed to push or tow a single wheel at the constant speed of 4 km/h on smooth flooring. For manual handling of a 4-wheeled trolley we recommend diameters that have values < 5 daN, for frequent handling we recommend diameters with values < 3 daN.

Available with brackets:



Standard-duty brackets NL

Maximum carrying capacity 300 daN - available diameters 80-200 mm
Top plate fitting. Available with front brake.



Medium-duty brackets M

Maximum carrying capacity 500 daN - available diameters 150-200 mm
Top plate fitting. Available with adjustable front brake.



Medium-heavy duty brackets P

Maximum carrying capacity 750 daN - available diameters 80-200 mm
Top plate fitting. Available with front brake and adjustable rear brake.



Extra-heavy duty brackets EP

Maximum carrying capacity 1600 daN - available diameters 100-250 mm
Top plate fitting. Available with adjustable rear brake.



Electrowelded brackets EE MHD - EE HD - EE EHD.

Maximum carrying capacity 2800 daN - available diameters 125-400 mm
Top plate fitting. Available with adjustable rear brake.



Twin electrowelded brackets EEG MHD - EEG HD - EEG EHD

Maximum carrying capacity 4300 daN - available diameters 100-300 mm
Top plate fitting

Options available to order:














Wheel
with
key housing



Wheel
with very thick
tyre

"TR" POLYURETHANE WHEELS WITH CAST IRON CENTRE



																
mm	mm	kg	COD.	mm	mm.	mm.	mm.	daN	daN	daN						
100	40	1,50	641102	15 H7	45	55	30	500	300	300						
125	40	1,30	641103	20 H7	60	60	30	600	400	400						
150	40	2,90	641104	20 H7	60	70	40	730	500	500						
150	50	3,70	641114	20 H7	60	70	40	910	700	700						
180	50	4,40	641105	20 H7	60	70	40	1100	800	800						
200	50	4,60	641106	20 H7	60	70	40	1500	950	950						
200	60	6,00	641116	25 H7	60	70	40	1700	1000	1000						
200	80	8,40	641126	40 H7	80	95	60	2000	1400	1400						
250	50	6,60	641107	20 H7	60	75	45	1800	1100	1100						
250	80	11,00	641117	40 H7	80	95	60	2800	1600	1600						
250	80	10,10	641127	60 H7	80	95	60	2800	1600	1600						
300	80	14,40	641108	50 H7	80	100	65	3400	2000	2000						
300	100	21,20	641118	50 H7	100	120	80	4200	2500	2500						
350	100	26,10	641109	50 H7	100	120	80	4700	2800	2800						
400	100	31,60	641110	50 H7	100	120	80	5000	3500	3500						

These wheels can also be used as drive wheels: the wheel hub is manufactured so that it can easily be reworked to achieve a spline or key housing. The carrying capacity given is valid for movements at a maximum speed of 6 km/h also if used as a drive wheel on mainly straight routes.

To use as a steering drive wheel or at speeds higher than 6 km/h it is advisable to contact Tellure Rôta to assess any reduction of the maximum applicable loads that may be necessary. To prevent the polyurethane tyre from deteriorating, any reworking on the wheel must be done keeping the temperature under 80°C (which is recommended as the maximum limit during normal use of the product).














Tellure Rôta is at your disposal to customise the product, modifying the bore with a groove for a key or tongue according to the specifications of the Italian (UNI 6604 and UNI 6607) and European (DIN 6885) regulations in force. The maximum applicable diameter for each wheel, guaranteeing the carrying capacity values, is given in the product dimensions column.

Options available to order:



Wheel
with key
housing



															
mm	mm	kg	COD.	kg	COD.	mm	mm.	mm	mm	daN	daN	daN	daN		
80	28	0,51	642151	0,46	644151	12	32	28	8	370	190	280	220		
100	38	1,02	642152	0,91	644152	15	40	35	11	500	220	380	300		
125	38	1,45	642153	1,34	644153	15	40	35	11	600	240	450	360		
125	50	1,98	642163	1,76	644163	20	55	47	14	800	270	550	440		
125	50	1,96	642363	1,76	644163	25	55	47	14	800	270	550	440		
125	58	2,86	642103	2,62	644103	20	58	47	15	800	250	600	480		
150	50	2,50	642154	2,28	644154	20	55	47	14	910	290	700	560		
150	50	2,48	642354	2,28	644154	25	55	47	14	910	290	700	560		
150	58	2,83	642104	2,59	644104	20	58	47	15	1400	350	850	680		
150	78	5,69	642124	5,19	644124	25	88	62	18	1700	400	1000	800		
160	50	2,65	642164	2,43	644164	20	55	47	14	1000	300	750	600		
160	50	2,63	642364	2,43	644164	25	55	47	14	1000	300	750	600		
180	50	3,02	642155	2,80	644155	20	55	47	14	1100	350	900	720		
200	50	3,65	642156	3,43	644156	20	55	47	14	1500	380	1000	800		
200	50	3,63	642356	3,43	644156	25	55	47	14	1500	380	1000	800		
200	78	7,26	642166	6,74	644166	25	86	62	17	2000	450	1600	1300		
200	78	7,24	642366	6,74	644166	30	86	62	17	2000	450	1600	1300		
250	60	8,13	642157	7,61	644157	25	65	62	17	2500	480	1500	1200		
250	60	8,10	642357	7,61	644157	30	65	62	17	2500	480	1500	1200		
250	78	9,81	642167	9,81	644167	25	86	62	17	2800	500	1900	1500		
250	78	9,80	642367	9,81	644167	30	86	62	17	2800	500	1900	1500		
300	60	11,43	642158	10,96	644158	30	65	62	17	3200	550	1750	1400		
300	78	13,80	642168	13,33	644168	30	86	62	17	3400	600	2300	1800		
360	120	31,63	642139	30,50	644139	40	120	90	23	3800	750	2800	2200		
400	100	28,86	642129	26,30	644129	50	120	110	28	4500	750	2800	2200		

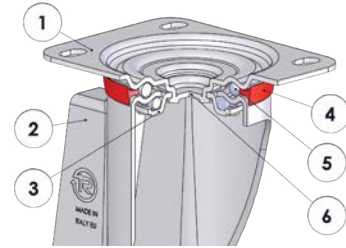
Options available to order:



















Wheel
with very thick
tyre

"TR" POLYURETHANE WHEELS WITH CAST IRON CENTRE

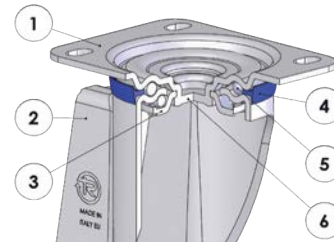
Standard-duty brackets NL - max carrying capacity 300 daN



















- 1) Plate: electrolytically galvanised steel plate
 - 2) Fork: electrolytically galvanised steel plate
 - 3) Ball race ring: electrolytically galvanised steel plate
 - 4) Dust seal: orange polyethylene
 - 5) Swivel actions: double ball ring with grease lubrication
 - 6) King pin: integrated with the plate and cold-riveted
- Available with total front foot brake

																
mm	mm	kg	CODE	kg	CODE	kg	CODE	mm	mm	mm	mm	mm	mm	daN		
80	28	0.95	644551	0.82	644651	1.11	645451	107	100x85	80x60	9	37	120	200		
100	38	1.51	644552	1.40	644652	1.67	645452	128	100x85	80x60	9	35	120	200		
125	38	1.97	644553	1.86	644653	2.13	645453	156	100x85	80x60	9	37	120	220		
125	50	3.38	644563	2.89	644663	3.58	645463	166	140x110	105x80	11	56	156	300		
150	50	3.87	644554	3.59	644654	4.12	645464	194	140x110	105x80	11	56	156	300		
160	50	3.98	644564	3.71	644664	4.23	645474	199	140x110	105x80	11	56	156	300		
200	50	4.48	644555	4.21	644655	4.68	645465	220	140x110	105x80	11	56	156	300		
200	50	5.16	644556	4.92	644656	5.36	645466	240	140x110	105x80	11	56	156	300		

Medium-duty brackets M - max carrying capacity 500 daN



- 1) Plate: electrolytically galvanised steel plate
 - 2) Fork: electrolytically galvanised steel plate
 - 3) Ball race ring: electrolytically galvanised steel plate
 - 4) Dust seal: blue polyethylene
 - 5) Swivel actions: double ball ring with grease lubrication
 - 6) King pin: integrated with the plate and cold-riveted
- Available with adjustable total front foot brake

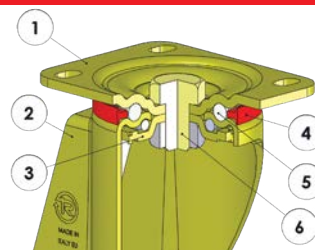
																
mm	mm	kg	CODE	kg	CODE	kg	CODE	mm	mm	mm	mm	mm	mm	daN		
150	50	4.21	644954	3.59	644654	4.65	645564	194	140x110	105x80	11	58	178	500		
160	50	4.33	644964	3.71	644664	4.78	645574	199	140x110	105x80	11	58	178	500		
200	50	5.55	644956	4.92	644656	5.91	645566	240	140x110	105x80	11	50	178	500		

Options available to order:



















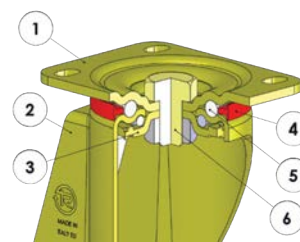
Footguard
for brackets
NL-M-P

Medium-heavy duty brackets P - max carrying capacity 750 daN



















- 1) Plate: galvanised colonial steel plate
 - 2) Fork: galvanised colonial steel plate
 - 3) Ball race ring: galvanised colonial steel plate
 - 4) Dust seal: orange polyamide
 - 5) Swivel actions: double ball ring with grease lubrication
 - 6) King pin: steel bolt in grade 8.8 steel and steel nut
- Available with total front foot brake

															
mm	mm	kg	CODE	kg	CODE	kg	CODE	mm	mm	mm	mm	mm	mm	daN	daN
80	28	1.38	645851	0.96	646851			128	100x85	80x60	9	46	123	280	220
100	38	1.93	645852	1.52	646852	2.06	644852	131	100x85	80x60	9	46	123	350	300
125	38	2.37	645853	2.04	646853	2.50	644853	161	100x85	80x60	9	48	123	350	300



- 1) Plate: galvanised colonial steel plate
 - 2) Fork: galvanised colonial steel plate
 - 3) Ball race ring: galvanised colonial steel plate
 - 4) Dust seal: orange polyamide
 - 5) Swivel actions: double ball ring with grease lubrication
 - 6) King pin: steel bolt in grade 8.8 steel and steel nut
- Available with total adjustable rear foot brake

															
mm	mm	kg	CODE	kg	CODE	kg	CODE	mm	mm	mm	mm	mm	mm	daN	daN
125	50	3.66	645863	2.65	646863	4.24	644863	170	140x110	105x80	11	70	126	550	440
150	50	4.81	645854	3.55	646854	5.33	644854	200	140x110	105x80	11	70	126	700	560
160	50	4.93	645864	4.08	646864	5.45	644864	205	140x110	105x80	11	70	126	750	600
180	50	5.30	645855	4.45	646855	5.90	644855	228	140x110	105x80	11	70	126	750	600
200	50	6.06	645856	5.15	646856	6.66	644856	250	140x110	105x80	11	70	126	750	600

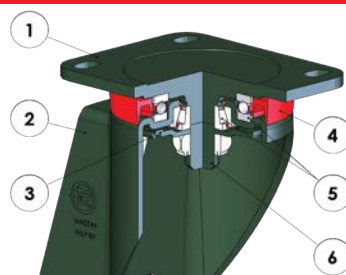
Options available to order:







































Footguard
for brackets
NL-M-P

"TR" POLYURETHANE WHEELS WITH CAST IRON CENTRE

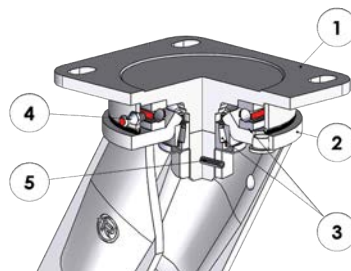
Extra-heavy duty brackets EP - max carrying capacity 1600 daN



- 1) Plate: green galvanised forged steel
 - 2) Fork: green galvanised forged steel
 - 3) Lower bearing protection ring
 - 4) Dust seal: orange polyethylene
 - 5) Swivel actions: axial ball bearing and tapered roller bearing
 - 6) King pin: integrated with the machine-processed plate
- Available with adjustable total rear foot brake

																				
mm	mm	kg	CODE	kg	CODE	kg	CODE	mm	mm	mm	mm	mm	mm	mm	daN	daN				
100	38	2.15	647852 	1.92	648852 			140	100x85	80x60	9	46		350	300					
125	38	2.64	647853 	2.44	648853 			164	100x85	80x60	9	48		350	300					
125	50	4.61	647863 	4.16	648863 			188	135x110	105x80	11	70		550	440					
150	50	5.04	647854 	4.63	648854 	5.56	646654 	200	135x110	105x80	11	70	126	700	560					
150	58	5.44	647824 	4.96	648824 			200	135x110	105x80	11	70		850	680					
160	50	5.16	647864 	4.75	648864 	5.68	646664 	205	135x110	105x80	11	70	126	750	600					
180	50	5.60	647855 	5.20	648855 	6.20	646655 	228	135x110	105x80	11	70	126	900	720					
200	50	6.35	647856 	6.06	648856 	6.95	646656 	250	135x110	105x80	11	70	126	1000	800					
200	78	12.30	647866 	10.46	648866 			275	175x140	140x105	14	66		1600	1300					
250	60	13.16	647857 	11.32	648857 			300	175x140	140x105	14	66		1500	1200					

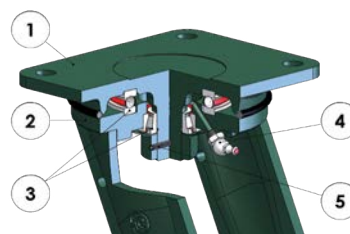
Electrowelded brackets EE MHD - max carrying capacity 1000 daN



- 1) Plate: forged steel with integrated pin
 - 2) Fork: deep-drawn legs electro-welded to the flange
 - 3) Swivel actions: axial ball bearing and tapered roller bearing
 - 4) Grease nipple
 - 5) Anti-loosening system nut
- Available with adjustable total rear foot brake

mm	mm	kg	CODE	kg	CODE	kg	CODE	mm	mm	mm	mm	mm	kg	4 km/h	6 km/h
125	50	4.88	648303	3.90	648403	5.76	648503	182	135x110	105x80	11	51	157	550	440
150	50	5.50	648304	4.51	648404	6.38	648504	210	135x110	105x80	11	60	157	700	560
160	50	5.65	648314	4.66	648414	6.53	648514	215	135x110	105x80	11	60	157	750	600
180	50	6.14	648305	5.16	648405	7.02	648505	242	135x110	105x80	11	70	157	900	720
200	50	6.77	648306	5.79	648406	7.65	648506	252	135x110	105x80	11	70	157	1000	800

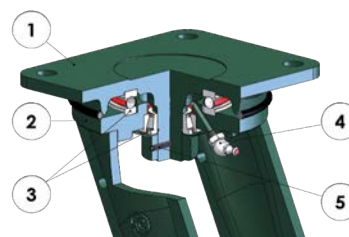
Electrowelded brackets EE HD - max carrying capacity 2300 daN



- 1) Plate: forged steel with integrated pin
- 2) Fork: deep-drawn legs electro-welded to the flange
- 3) Swivel actions: axial ball bearing and tapered roller bearing
- 4) Grease nipple
- 5) Anti-loosening system nut
Available with adjustable total rear foot brake

mm	mm	kg	CODE	kg	CODE	kg	CODE	mm	mm	mm	mm	mm	mm	daN	daN
150	78	12.15	648315	10.61	648415	13.03	648515	218	175x140	140x105	14	50	166	1000	800
150	78	12.15	648324	10.61	648424			223	200x160	160x120	17	50	166	1000	800
200	78	13.72	648316	12.18	648416	14.60	648516	275	175x140	140x105	14	65	166	1600	1300
250	60	14.82	648307	13.23	648407	15.70	648507	320	175x140	140x105	14	74	166	1500	1200
250	78	16.50	648317	14.91	648417	17.38	648517	320	175x140	140x105	14	74	166	1600	1300
250	78	17.56	648327	15.23	648427	18.44	648527	325	200x160	160x120	17	74	166	1900	1500
300	60	18.24	648308	16.62	648408	19.12	648508	360	175x140	140x105	14	81	166	1600	1300
300	60	19.30	648328	16.95	648428	20.18	648528	365	200x160	160x120	17	81	166	1750	1400
300	78	20.61	648318	18.99	648418	21.49	648518	360	175x140	140x105	14	81	166	1600	1300
300	78	21.67	648338	19.32	648438	22.55	648538	365	200x160	160x120	17	81	166	2300	1800

Electrowelded bracket EE EHD - max carrying capacity 2800 daN



- 1) Plate: forged steel with integrated pin
- 2) Fork: deep-drawn legs electro-welded to the flange
- 3) Swivel actions: axial ball bearing and tapered roller bearing
- 4) Grease nipple
- 5) Anti-loosening system nut

mm	mm	kg	CODE	kg	CODE	mm	mm	mm	mm	mm	daN	daN
300	100	29.80	648309	25.10	648409	384	250x200	210x160	19	78	2500	2000
400	100	44.91	648310	40.21	648410	475	250x200	210x160	19	95	2800	2200

Options available to order:



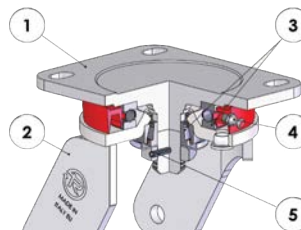
Bracket
EE MHD
with steering
system
















Directional lock
for brackets EE MHD
- EE HD - EED MHD:
see page 328

"TR" POLYURETHANE WHEELS WITH CAST IRON CENTRE

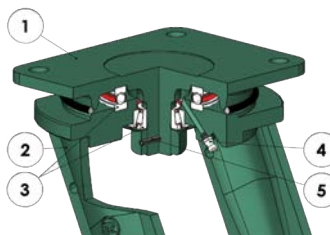
Twin electrowelded brackets EEG MHD - max carrying capacity 900 daN
















- 1) Plate: forged steel with integrated pin
- 2) Fork: deep-drawn legs electro-welded to the flange
- 3) Swivel actions: axial ball bearing and tapered roller bearing
- 4) Grease nipple
- 5) Anti-loosening system nut

															
mm	mm	kg	CODE	kg	CODE	mm	mm	mm	mm	mm	daN	daN			
100	38+38	4.50	648062	3.75	648162	140	135x110	105x80	11	55	700	600			
125	38+38	5.45	648063	4.70	648163	170	135x110	105x80	11	55	900	720			

Twin electrowelded brackets EEG HD - max carrying capacity 2000 daN



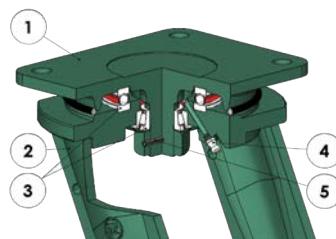
- 1) Plate: forged steel with integrated pin
- 2) Fork: deep-drawn legs electro-welded to the flange
- 3) Swivel actions: axial ball bearing and tapered roller bearing
- 4) Grease nipple
- 5) Anti-loosening system nut

															
mm	mm	kg	CODE	kg	CODE	mm	mm	mm	mm	mm	daN	daN			
125	50+50	11.00	648072	7.70	648172	210	175x140	140x105	14	50	1100	880			
150	50+50	13.10	648074	8.70	648174	223	175x140	140x105	14	50	1400	1100			
160	50+50	13.40	648084	9.00	648184	228	175x140	140x105	14	50	1500	1200			
200	50+50	15.90	648066	11.30	648166	280	175x140	140x105	14	65	1600	1300			
200	50+50	17.55	648076	12.70	648176	285	200x160	160x120	17	65	2000	1600			
























Options available to order:



Directional lock
for brackets EE MHD
- EE HD - EED MHD:
see page 328



- 1) Plate: forged steel with integrated pin
- 2) Fork: deep-drawn legs electro-welded to the flange
- 3) Swivel actions: axial ball bearing and tapered roller bearing
- 4) Grease nipple
- 5) Anti-loosening system nut

													
													
mm	mm	kg	CODE	kg	CODE	mm	mm	mm	mm	mm	daN	daN	
200	78+78	34.80	648086 	25.05	648186 	280	250x200	210x160	19	52	3200	2500	
250	60+60	36.95	648067 	27.20	648167 	330	250x200	210x160	19	62	3000	2400	
250	78+78	40.30	648077 	30.55	648177 	330	250x200	210x160	19	62	3500	2800	
300	78+78	50.00	648078 	40.00	648178 	385	250x200	210x160	19	75	4300	3500	

"TR" POLYURETHANE WHEELS WITH ALUMINIUM CENTRE



Description

Tyre: "TR" polyurethane, hardness 95 Shore A, excellent rolling resistance and elasticity, highly resistant to wear and tear.

Centre: made of cast aluminium.

Hub with shielded ball bearings with interference assembly in the seats obtained by centre moulding; also available without bearings.

Uses

Suitable for applications with medium/heavy-duty loads, also with mechanical handling, with speed up to 6 km/h.

The excellent rolling resistance allows an easy handling of heavy loads even with wheels of small diameter.

Examples of recommended applications: trolleys for indoor industrial handling, AGV trolleys, containers, electrical pallet trucks, tilt trucks.

Environments of use

Designed for industrial environments, even in presence of alcohols, glycols, hydrocarbons.

Not recommended in areas with organic acids and mineral acids, base solutions and saturated vapour.

WEAK ACIDS		WEAK BASES	
STRONG ACIDS		STRONG BASES	
WATER		HYDROCARBONS	
ALCOHOL		SOLVENTS	

For information on the compatibility of the component wheel materials with specific aggressive chemical substances, see table at page 36.



Floors

Suitable for tiles and cement-resin.

Not suitable if large obstacles are present.



Force required to push or tow a wheel

 	100 kg	200 kg	350 kg	500 kg	650 kg	850 kg
80 mm	2.8	5.8	----	----	----	----
100 mm	1.7	4.5	----	----	----	----
125 mm	1.4	3	----	----	----	----
150 mm	< 1	2	6	7.6	10.7	----
160 mm	< 1	1.8	5	7.4	10.5	----
200 mm	< 1	1.4	4.8	7.2	10.3	18

For each load and diameter, the table indicates the force (in daN) needed to push or tow a single wheel at the constant speed of 4 km/h on smooth flooring. For manual handling of a 4-wheeled trolley we recommend diameters that have values < 5 daN, for frequent handling we recommend diameters with values < 3 daN.

Available with brackets :



Standard-duty brackets NL

Maximum carrying capacity 300 daN - available diameters 80-200 mm
Top plate and bolt hole fittings. Available with the front brake.



Medium-duty brackets M

Maximum carrying capacity 500 daN - available diameters 150-200 mm
Top plate fitting. Available with adjustable front brake.



Medium-heavy duty brackets P

Maximum carrying capacity 750 daN - available diameters 100-200 mm
Top plate fitting. Available with front brake and adjustable rear brake.

















Extra-heavy duty brackets EP

Maximum carrying capacity 850 daN - available diameters 100-200 mm
Top plate fitting. Available with adjustable rear brake.

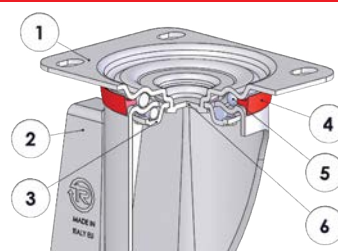
Options available to order:

The series 65AL wheels are also available with assembled thread guards. To order them add the "PF" suffix to the product code. To order loose thread guards see the Accessories section.


















															
mm	mm	kg	COD.	kg	COD.	mm	mm.	mm	mm	daN	daN	daN	daN		
80	25	0,20	652101	0,15	654101	12	30	28	8	280	150	220	170		
100	30	0,34	652102	0,25	654102	12	40	32	10	350	225	250	200		
125	35	0,50	652103	0,41	654103	12	40	32	10	500	280	400	320		
150	40	0,91	651104	0,66	653104	20	50	47	14	850	330	600	480		
160	50	1,25	652114	0,99	654114	20	60	47	14,5	950	350	800	640		
200	50	1,47	651106	1,16	653106	20	55	52	15	1000	360	850	680		
200	50	1,45	651206	1,16	653106	25	55	52	15	1000	360	850	680		

Standard-duty brackets NL - max carrying capacity 300 daN



- 1) Plate: electrolytically galvanised steel plate
 - 2) Fork: electrolytically galvanised steel plate
 - 3) Ball race ring: electrolytically galvanised steel plate
 - 4) Dust seal: orange polyethylene
 - 5) Swivel actions: double ball ring with grease lubrication
 - 6) King pin: integrated with the plate and cold-rieveted
- Available with total front foot brake

															
mm	mm	kg	CODE	kg	CODE	kg	CODE	mm	mm	mm	mm	mm	mm	daN	
80	25	0.72	659301	0.52	658201	0.91	656501	107	100x85	80x60	9	37	120	200	
100	30	0.94	659302	0.69	658202	1.08	656502	128	100x85	80x60	9	35	120	200	
125	35	1.14	659303	0.89	658203	1.28	656503	156	100x85	80x60	9	37	120	220	
150	40	1.66	659312	1.52	658112			182	100x85	80x60	9	50		220	
150	40	2.34	659304	2.04	658104	2.63	656504	194	140x110	105x80	11	56	156	300	
160	50	2.68	659514	2.38	658114	2.97	656514	198	140x110	105x80	11	56	156	300	
200	50	3.05	659306	2.76	658106	3.25	656506	240	140x110	105x80	11	56	156	300	

Options available to order:

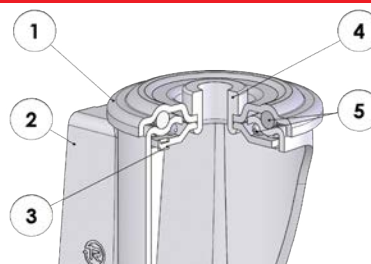


Directional lock
for brackets
d. 150-200 mm

























Footguard
for brackets
NL-M-P

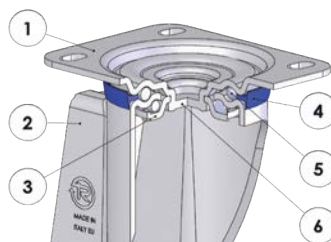
Standard-duty brackets NL - max carrying capacity 300 daN



















- 1) Plate: electrolytically galvanised steel plate
 - 2) Fork: electrolytically galvanised steel plate
 - 3) Ball race ring: electrolytically galvanised steel plate
 - 4) King pin: bushing in electrolytically galvanised steel
 - 5) Swivel actions: double ball ring with grease lubrication
- Available with total front foot brake

										   									
mm	mm	kg	COD.		kg	COD.		mm	mm	mm	mm	mm	daN						
80	25	0,65	656401		0,78	656801		107	73	12	37	120	200						
100	30	0,88	656402		1,02	656802		128	73	12	35	120	200						
125	35	1,08	656403		1,23	656803		156	73	12	37	120	220						
150	40	2,20	656404		2,49	656804		188	102	20	56	156	300						
160	50	2,54	656414		2,96	656814		193	102	20	56	156	300						
200	50	2,95	656406		3,24	656806		236	102	20	56	156	300						

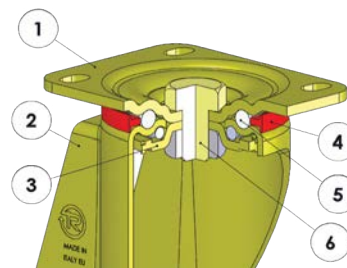
Medium-duty brackets M - max carrying capacity 500 daN



















- 1) Plate: electrolytically galvanised steel plate
 - 2) Fork: electrolytically galvanised steel plate
 - 3) Ball race ring: electrolytically galvanised steel plate
 - 4) Dust seal: blue polyethylene
 - 5) Swivel actions: double ball ring with grease lubrication
 - 6) King pin: integrated with the plate and cold-rieveted
- Available with adjustable total front foot brake

															
mm	mm	kg	CODE	kg	CODE	kg	CODE	mm	mm	mm	mm	mm	mm	daN	
150	40	2.68	659604	2.04	658104	3.16	659704	194	140x110	105x80	11	58	178	500	
160	50	3.03	659614	2.38	658114	3.49	659714	199	140x110	105x80	11	58	178	500	
200	50	3.44	659606	2.76	658106	3.80	659706	240	140x110	105x80	11	50	178	500	

Heavy duty brackets P - max carrying capacity 750 daN



- 1) Plate: galvanised colonial steel plate
 - 2) Fork: galvanised colonial steel plate
 - 3) Ball race ring: galvanised colonial steel plate
 - 4) Dust seal: orange polyamide
 - 5) Swivel actions: double ball ring with grease lubrication
 - 6) King pin: steel bolt in grade 8.8 steel and steel nut
- Available with total front foot brake

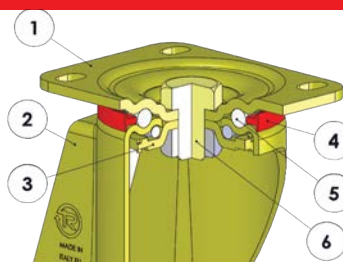
															
mm	mm	kg	CODE	kg	CODE	kg	CODE	mm	mm	mm	mm	mm	mm	daN	daN
100	30	1.20	657602	0.82	658602	1.35	656602	138	100x85	80x60	9	46	123	250	200
125	35	1.39	657603	0.97	658603	1.54	656603	161	100x85	80x60	9	44	123	350	280

Options available to order:














Footguard
for brackets
NL-M-P

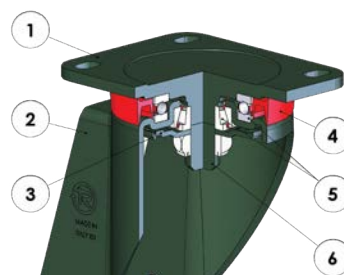
Medium-heavy duty brackets P - max carrying capacity 750 daN














- 1) Plate: galvanised colonial steel plate
 - 2) Fork: galvanised colonial steel plate
 - 3) Ball race ring: galvanised colonial steel plate
 - 4) Dust seal: orange polyamide
 - 5) Swivel actions: double ball ring with grease lubrication
 - 6) King pin: steel bolt in grade 8.8 steel and steel nut
- Available with adjustable total rear foot brake

																	
mm	mm	kg	CODE	kg	CODE	kg	CODE	mm	mm	mm	mm	mm	mm	mm	mm	daN	daN
150	40	3.18	657604	2.19	658604	3.75	656604	200	140x110	105x80	11	70	126			600	480
160	50	3.52	657514	2.53	658614	4.09	656614	205	140x110	105x80	11	70	126			750	600
200	50	3.94	657606	2.48	658606	4.51	656606	250	140x110	105x80	11	70	126			750	600

Extra-heavy duty brackets EP - max carrying capacity 850 daN



- 1) Plate: green galvanised forged steel
 - 2) Fork: green galvanised forged steel
 - 3) Lower bearing protection ring
 - 4) Dust seal: orange polyethylene
 - 5) Swivel actions: axial ball bearing and tapered roller bearing
 - 6) King pin: integrated with the machine-processed plate
- Available with adjustable total rear foot brake

																	
mm	mm	kg	CODE	kg	CODE	kg	CODE	mm	mm	mm	mm	mm	mm	mm	mm	daN	daN
100	30	1.44	657802	1.31	658802			140	100x85	80x60	9	46				250	200
125	35	1.79	657803	1.45	658803			164	100x85	80x60	9	48				350	280
150	40	3.44	657704	2.96	658704	4.01	656904	200	135x110	105x80	11	70	126			600	480
160	50	3.78	657714	3.30	658714	4.35	657014	205	135x110	105x80	11	70	126			800	640
200	50	4.19	657706	3.75	658706	4.76	656906	250	135x110	105x80	11	70	126			850	680

Options available to order:



Directional lock
for P brackets
d. 150-200 mm



Footguard
for brackets
NL-M-P

"TR" POLYURETHANE WHEELS WITH CAST IRON CENTRE

150-300
mm

95 Shore A

400-2200
daN
4 km/h

320-1700
daN
6 km/h

280-550
daN

-20 / +80
°C



Description

Tyre: "TR" polyurethane, hardness 95 Shore A, excellent rolling resistance and elasticity features, highly resistant to wear and tear.

Centre: cast iron.

Hub with shielded ball bearings with interference assembly in the seats obtained by machining the centre; also available without bearings.

Uses

Suitable for applications with medium/heavy-duty loads, also with mechanical handling, with speed up to 6 km/h.

The excellent rolling resistance allows a manually handling of heavy loads.

Examples of recommended applications: trolleys for indoor industrial handling, AGV trolleys, containers, electrical pallet trucks, tilt trucks.

Environments of use

Designed for industrial environments, even in presence of alcohols, glycols, hydrocarbons. Not recommended in areas with organic acids and mineral acids, base solutions and saturated vapour.

WEAK ACIDS		WEAK BASES	
STRONG ACIDS		STRONG BASES	
WATER		HYDROCARBONS	
ALCOHOL		SOLVENTS	

For information on the compatibility of the component wheel materials with specific aggressive chemical substances, see table at page 36.



Floors

Suitable for tiles and cement-resin.

Not suitable if large obstacles are present.



Force required to push or tow a wheel

 	100 kg	300 kg	500 kg	700 kg	1000 kg	2000 kg
150x30 mm	1.4	5.7	----	----	----	----
150x35 mm	1.9	5	----	----	----	----
175 mm	1	3.9	11.6	----	----	----
200 mm	< 1	2.2	6	10.4	19	----
250 mm	< 1	2	5.8	8.4	14.8	----
300 mm	< 1	1.7	4.5	7	10	19.3

For each load and diameter, the table indicates the force (in daN) needed to push or tow a single wheel at the constant speed of 4 km/h on smooth flooring. For manual handling of a 4-wheeled trolley we recommend diameters that have values < 5 daN, for frequent handling we recommend diameters with values < 3 daN.

Combination with brackets



Standard-duty brackets NL

Maximum carrying capacity 300 daN - available diameters 150-200 mm
Top plate and bolt hole fittings. Available with front brake.



Medium-duty brackets M

Maximum carrying capacity 500 daN - available diameters 150-200 mm
Top plate fitting. Available with adjustable front brake.



Medium-heavy duty brackets P

Maximum carrying capacity 750 daN - available diameters 150-250 mm
Top plate fitting. Available with front brake and adjustable rear brake.

















Extra-heavy duty brackets EP

Maximum carrying capacity 1200 daN - available diameters 150-250 mm
Top plate fitting. Available with adjustable rear brake.

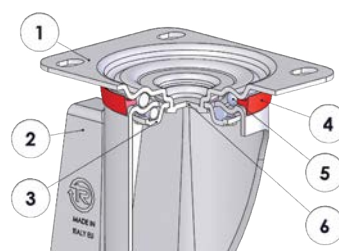
Options available to order:

The series 65GH wheels are also available with assembled thread guards. To order them add the "PF" suffix to the product code. To order loose thread guards see the Accessories section.


















															
mm	mm	kg	COD.	kg	COD.	mm	mm.	mm	mm	daN	daN	daN	daN		
150	30	1,45	652104	0,96	654104	17	30	40	12	700	280	400	320		
150	35	1,60	652224	1,36	654224	20	35	47	14	825	290	490	390		
175	35	2,03	652105	1,79	654105	20	35	47	14	900	350	650	520		
200	45	3,51	652106	3,27	654106	20	45	47	14	1125	380	1000	800		
200	45	3,42	652206	3,14	654206	25	45	52	15	1125	380	1000	800		
250	50	5,50	652208	5,31	654108	20	50	52	15	1750	400	1200	960		
250	50	5,59	652108	5,31	654108	25	50	52	15	1750	400	1200	960		
300	70	12,31	652109	11,85	654109	30	70	62	16	3000	550	2200	1700		

Standard-duty brackets NL - max carrying capacity 300 daN



- 1) Plate: electrolytically galvanised steel sheet
 - 2) Fork: electrolytically galvanised steel sheet
 - 3) Ball race ring: electrolytically galvanised steel sheet
 - 4) Dust seal: orange polyethylene
 - 5) Swivel actions: double ball ring with grease lubrication
 - 6) King pin: integrated with the plate and cold-riveted
- Available with total front foot brake

															
mm	mm	kg	CODE	kg	CODE	kg	CODE	mm	mm	mm	mm	mm	mm	daN	
150	30	2.81	656204	2.45	658204	3.10	656524	192	140x110	105x80	11	56	156	300	
150	35	2.96	656214	2.60	658214	3.25	656534	192	140x110	105x80	11	56	156	300	
175	35	3.41	656205	3.12	658205	3.69	656525	217	140x110	105x80	11	56	156	300	
200	45	4.92	656206	4.70	658206	4.70	656526	240	140x110	105x80	11	56	156	300	

Options available to order:

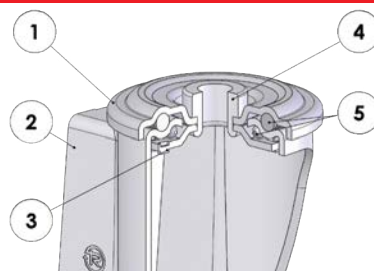


Directional lock
for brackets
d. 150-200 mm



Footguard
for brackets
NL-M-P

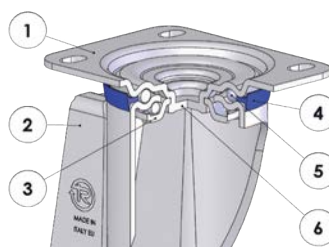
Standard-duty brackets NL - max carrying capacity 300 daN



- 1) Plate: electrolytically galvanised steel sheet
 - 2) Fork: electrolytically galvanised steel sheet
 - 3) Ball race ring: electrolytically galvanised steel sheet
 - 4) King pin: bushing in electrolytically galvanised steel
 - 5) Swivel actions: double ball ring with grease lubrication
- Available with total front foot brake

mm	mm	kg	COD.	kg	COD.	mm	mm	mm	mm	mm	daN			
150	30	2,68	656424	2,96	656824	188	102	20	56	156	300			
150	35	2,83	656434	3,11	656834	188	102	20	56	156	300			
175	35	3,29	656425	3,57	656825	212	102	20	56	156	300			
200	45	4,77	656426	5,06	656826	236	102	20	56	156	300			

Medium-duty brackets M - max carrying capacity 500 daN



- 1) Plate: electrolytically galvanised steel sheet
 - 2) Fork: electrolytically galvanised steel sheet
 - 3) Ball race ring: electroplated galvanised steel
 - 4) Dust seal: blue polyethylene
 - 5) Swivel actions: double ball ring with grease lubrication
 - 6) King pin: integrated with the plate and cold-rieveted
- Available with adjustable total front foot brake

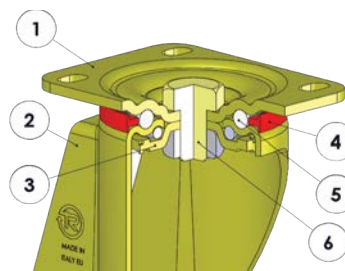
mm	mm	kg	CODE	kg	CODE	kg	CODE	mm	mm	mm	mm	mm	mm	daN
150	35	3.31	657214	2.60	658214	3.78	657334	194	140x110	105x80	11	58	178	490
200	45	5.31	657206	4.70	658206	5.25	657326	240	140x110	105x80	11	50	178	500

Options available to order:

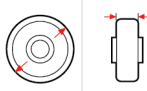


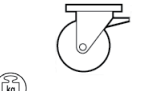
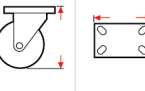
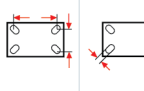
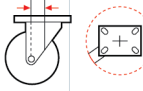



Footguard
for brackets
NL-M-P

Medium-heavy duty brackets P - max carrying capacity 750 daN



- 1) Plate: galvanised colonial steel plate
 - 2) Fork: galvanised colonial steel plate
 - 3) Ball race ring: galvanised colonial steel plate
 - 4) Dust seal: orange polyamide
 - 5) Swivel actions: double ball ring with grease lubrication
 - 6) King pin: steel bolt in grade 8.8 steel and steel nut
- Available with adjustable total rear foot brake

															
mm	mm	kg	COD.	kg	COD.	kg	COD.	mm	mm	mm	mm	mm	mm	daN	daN
150	30	3,80	657404	2,36	658404	4,08	656624	200	140x110	105x80	11	70	126	400	320
150	35	3,95	657414	2,51	658414	4,52	656634	200	140x110	105x80	11	70	126	490	390
175	35	4,42	657405	3,00	658405	4,99	656625	225	140x110	105x80	11	70	126	650	520
200	45	5,89	657406	4,43	658406	6,46	656626	250	140x110	105x80	11	70	126	750	600
250	50	8,10	657408	7,00	658408	8,80	656628	298	140x110	105x80	11	66	126	750	600

Options available to order:

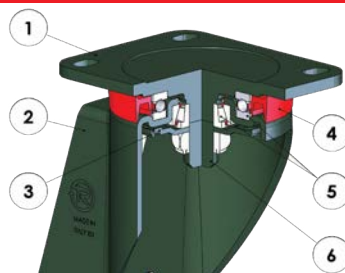


Directional lock
for brackets
d. 150-200 mm
































Footguard for
brackets NL-
M-P

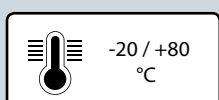
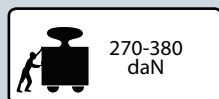
Extra-heavy duty brackets EP - max carrying capacity 1200 daN



- 1) Plate: green galvanised forged steel
 - 2) Fork: green galvanised forged steel
 - 3) Lower bearing protection ring
 - 4) Dust seal: orange polyethylene
 - 5) Swivel actions: axial ball bearing and tapered roller bearing
 - 6) King pin: integrated with the machine-processed plate
- Available with adjustable total rear foot brake

															
mm	mm	kg	CODE	kg	CODE	kg	CODE	mm	mm	mm	mm	mm	mm	daN	daN
150	30	4.06	657804 	2.32	658804 			200	135x110	105x80	11	70		400	320
150	35	4.21	657814 	3.73	658814 	4.78	656914 	200	135x110	105x80	11	70	126	490	390
175	35	4.66	657805 	4.24	658805 	5.23	656915 	225	135x110	105x80	11	70	126	650	520
200	45	6.14	657806 	5.70	658806 	6.71	656916 	250	135x110	105x80	11	70	126	1000	800
250	50	11.14	657808 	9.30	658808 			300	175x140	140x105	14	66		1200	960

WHEELS WITH THICK "TR" POLYURETHANE AND ALUMINIUM CENTRE



Technical features

Tyre: very thick "TR" polyurethane, hardness 95 Shore A; excellent rolling resistance and elasticity, highly resistant to wear and tear.

Centre: made of cast aluminium.

Hub with shielded ball bearings with interference assembly in the seats obtained by centre moulding; also available without bearings.

Uses

Designed to improve trolleys' handling under heavy loads on uneven surfaces. The thick tread guarantees: excellent ability to overcome obstacles, reduced fatigue when pushing the trolley, excellent performance in presence of mechanical handling or mixed manual-mechanical handling, excellent performance over time, even at high speeds (up to 12 km/h).

Examples of recommended applications: trolleys for indoor handling in the logistics and automotive industry, electrical pallet trucks.

Environments of use

Designed for industrial environments, even in presence of alcohols, glycols, hydrocarbons. Not recommended in areas with organic acids and mineral acids, base solutions and saturated vapour.

WEAK ACIDS		
STRONG ACIDS		
WATER		
ALCOHOL		

WEAK BASES		
STRONG BASES		
HYDROCARBONS		
SOLVENTS		



For information on the compatibility of the component wheel materials with specific aggressive chemical substances, see table at page 36.

Floors

Suitable for all types of industrial floors, except unpaved; it easily overcomes obstacles.



Force required to push or tow a wheel

 	100 kg	300 kg	400 kg	500 kg	650 kg	800 kg
100 mm	2.5	5.5	----	----	----	----
125 mm	2.4	5.3	----	----	----	----
160 mm	1.8	4.7	5.8	7	11	----
180 mm	1.5	4.4	5.6	6.5	10	----
200 mm	1.2	4	5.4	6.2	9	12

For each load and diameter, the table indicates the force (in daN) needed to push or tow a single wheel at the constant speed of 4 km/h on smooth flooring. For manual handling of a 4-wheeled trolley we recommend diameters that have values < 5 daN, for frequent handling we recommend diameters with values < 3 daN.

Available with brackets



Medium-heavy duty brackets P















Maximum carrying capacity 750 daN - available diameters 100-250 mm
Top plate fitting. Available with front brake and adjustable rear brake.



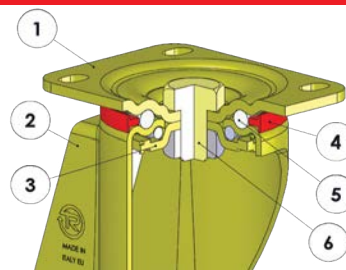
Electrowelded brackets EE MHD

Maximum carrying capacity 800 daN - available diameters 100-200 mm
Top plate fitting. Available with adjustable rear brake.













															
mm	mm	kg	CODE	kg	CODE	mm	mm	mm	mm	daN	daN	daN	daN		
100	40	0.46	652302	0.38	654302	15	40	32	9	500	270	350	280		
125	40	0.76	652303	0.41	654303	20	50	47	14	650	280	450	360		
160	50	1.18	652304	0.95	654304	20	58	47	14.5	900	320	700	560		
180	50	1.44	652305	1.21	654305	20	60	47	14.5	950	335	750	600		
200	50	1.76	652306	1.52	654306	20	60	47	14.5	1000	350	800	640		
250	50	2.40	652308	2.10	654308	20	55	52	15	1200	380	1000	800		

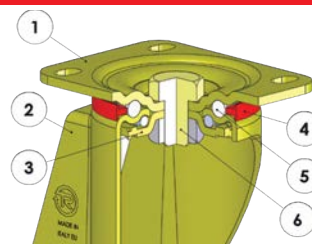
Medium-heavy duty brackets P - max carrying capacity 750 daN



















- 1) Plate: galvanised colonial platesteel
 - 2) Fork: galvanised colonial platesteel
 - 3) Ball race ring: galvanised colonial platesteel
 - 4) Dust seal: orange polyamide
 - 5) Swivel actions: double ball ring with grease lubrication
 - 6) King pin: steel bolt in grade 8.8 steel and steel nut
- Available with total front foot brake

															
mm	mm	kg	CODE	kg	CODE	kg	CODE	mm	mm	mm	mm	mm	mm	daN	daN
100	40	1.33	655302	0.83	655412	1.50	655502	138	100x85	80x60	9	46	123	350	280

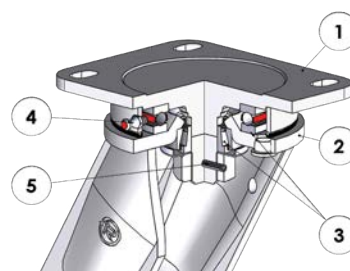
Medium-heavy duty brackets P - max carrying capacity 750 daN



















- 1) Plate: galvanised colonial steel plate
- 2) Fork: galvanised colonial steel plate
- 3) Ball race ring: galvanised colonial steel plate
- 4) Dust seal: orange polyamide
- 5) Swivel actions: double ball ring with grease lubrication
- 6) King pin: steel bolt in grade 8.8 steel and steel nut
Available with adjustable total rear foot brake

															
mm	mm	kg	CODE	kg	CODE	kg	CODE	mm	mm	mm	mm	mm	mm	daN	daN
125	40	2.30	655303	1.63	655403	2.83	655503	170	140x110	105x80	11	70	126	450	360
160	50	3.53	655310	2.04	655414	4.10	655504	205	140x110	105x80	11	70	126	700	560
180	50	3.78	655305	2.36	655415	4.35	655505	228	140x110	105x80	11	70	126	750	600
200	50	4.22	655316	2.76	655416	4.82	655506	250	140x110	105x80	11	70	126	750	600
250	50	4.84	655318	3.74	655418	5.54	655508	298	140x110	105x80	11	66	126	750	600

Electrowelded brackets EE MHD - max carrying capacity 800 daN



- 1) Plate: forged steel with integrated pin
- 2) Fork: deep-drawn legs electro-welded to the flange
- 3) Swivel actions: axial ball bearing and tapered roller bearing
- 4) Grease nipple
- 5) Anti-loosening system nut
Available with adjustable total rear foot brake

															
mm	mm	kg	CODE	kg	CODE	kg	CODE	mm	mm	mm	mm	mm	mm	daN	daN
100	40	3.36	655602	2.38	655702	4.24	655802	170	135x110	105x80	11	51	157	350	280
125	40	3.68	655603	2.70	655703	4.56	655803	182	135x110	105x80	11	51	157	450	360
160	50	4.18	655614	3.19	655714	5.06	655814	215	135x110	105x80	11	60	157	700	560
180	50	4.56	655605	3.58	655705	5.45	655805	242	135x110	105x80	11	70	157	750	600
200	50	4.88	655606	3.90	655706	6.22	655806	252	135x110	105x80	11	70	157	800	640

Options available to order:



Directional lock
for P brackets
d. 150-200 mm

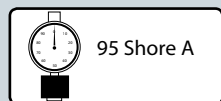


Directional lock
for brackets EE MHD
- EE HD - EED MHD:
see page 328



Footguard
for brackets
M-P

"TR" POLYURETHANE WHEELS WITH ERGONOMIC ROUND PROFILE AND ALUMINIUM CENTRE



Description

Tyre: very thick TR-Roll polyurethane with ergonomic round profile; hardness 95 Shore A; excellent rolling resistance and elasticity and good resistance to wear and tear.

Centre: made of cast aluminium.

Hub with shielded ball bearings with interference assembly in the seats obtained by centre moulding; also available without bearings.

Uses

Designed to improve trolleys' manual handling under heavy loads. The round profile reduces the start-up coefficient when the castors are positioned at 90° from the line of movement and therefore greatly reduces the amount of effort required by the operators when handling trolleys.

Combined with appropriate brackets they guarantee excellent performance for mechanical handling up to 12 km/h.

Examples of application: trolleys for the automotive industry, lean manufacturing trolleys and electrical pallet trucks.

Environments of use

Designed for industrial environments, even in presence of alcohols, glycols, hydrocarbons. Not recommended in areas with organic acids and mineral acids, base solutions and saturated vapour.

WEAK ACIDS	
STRONG ACIDS	
WATER	
ALCOHOL	

WEAK BASES	
STRONG BASES	
HYDROCARBONS	
SOLVENTS	



For information on the compatibility of the component wheel materials with specific aggressive chemical substances, see table at page 36.

Floors

Suitable for all types of industrial floors, except unpaved; it easily overcomes obstacles.



Force required to push or tow a wheel

 	100 kg	250 kg	400 kg	500 kg	650 kg	800 kg
125 mm	2,5	5	7	---	---	---
160 mm	1,8	4,7	6	7	11	---
200 mm	1,2	4,5	5,4	6,2	9	12

For each load and diameter, the table indicates the force (in daN) needed to push or tow a single wheel at the constant speed of 4 km/h on smooth flooring. For manual handling of a 4-wheeled trolley we recommend diameters that have values < 5 daN, for frequent handling we recommend diameters with values < 3 daN.

Fittings with brackets



Medium-duty brackets M

Maximum carrying capacity 500 daN - available diameters 160-200 mm
Top plate fitting. Available with adjustable front brake.



Medium-heavy duty brackets P

Maximum carrying capacity 750 daN - available diameters 125-200 mm
Top plate fitting. Available with adjustable rear brake.



Extra-heavy duty brackets EP















Maximum carrying capacity 800 daN - available diameters 160-200 mm
Top plate fitting. Available with adjustable rear brake.



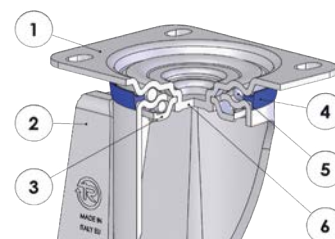
Electrowelded brackets EE MHD

Maximum carrying capacity 800 daN - available diameters 125-200 mm
Top plate fitting. Available with adjustable rear brake.


















															
mm	mm	kg	COD.	kg	COD.	mm	mm.	mm	mm	daN	daN	daN	daN		
125	40	0,73	652503	0,51	654503	20	50	47	14	650	250	450	360		
160	50	1,11	652504	0,89	654504	20	58	47	14,5	900	280	700	560		
200	50	1,68	652506	1,44	654506	20	60	47	14,5	1000	300	800	640		

Medium-duty brackets M - max carrying capacity 500 daN



- 1) Plate: electrolytically galvanised steel plate
 - 2) Fork: electrolytically galvanised steel plate
 - 3) Ball race ring: electroplated galvanised steel
 - 4) Dust seal: blue polyethylene
 - 5) Swivel actions: double ball ring with grease lubrication
 - 6) King pin: integrated with the plate and cold-riveted
- Available with adjustable total front foot brake

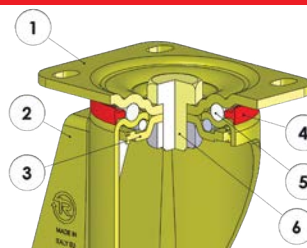
															
mm	mm	kg	COD.	kg	COD.	kg	COD.	mm	mm	mm	mm	mm	mm	daN	
160	50	2,81	655904	2,10	656004	3,28	656304	199	140x110	105x80	11	58	178	500	
200	50	3,52	655906	2,87	656006	3,90	656306	240	140x110	105x80	11	50	178	500	

Options available to order:
























Footguard
for brackets
M-P

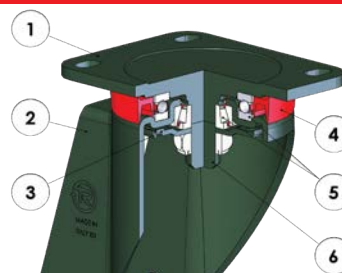
Heavy duty brackets P - max carrying capacity 750 daN












- 1) Plate: galvanised colonial steel plate
 - 2) Fork: galvanised colonial steel plate
 - 3) Ball race ring: galvanised colonial steel plate
 - 4) Dust seal: orange polyamide
 - 5) Swivel actions: double ball ring with grease lubrication
 - 6) King pin: steel bolt in grade 8.8 steel and steel nut
- Available with adjustable total rear foot brake

																
																
mm	mm	kg	COD.	kg	COD.	kg	COD.	mm	mm	mm	mm	mm	mm	mm	daN	daN
125	40	2,27	655913 	1,63	656013 	2,83	656313 	170	140x110	105x80	11	70	126	450	360	
160	50	3,46	655914 	2,28	656014 	4,27	656314 	205	140x110	105x80	11	70	126	700	560	
200	50	4,14	655916 	2,68	656016 	4,74	656316 	250	140x110	105x80	11	70	126	750	640	

Extra-heavy duty brackets EP - max carrying capacity 800 daN



- 1) Plate: green galvanised forged steel
 - 2) Fork: green galvanised forged steel
 - 3) Lower bearing protection ring
 - 4) Dust seal: orange polyethylene
 - 5) Swivel actions: axial ball bearing and tapered roller bearing
 - 6) King pin: integrated with the machine-processed plate
- Available with adjustable total rear foot brake

																	
mm	mm	kg	COD.	kg	COD.	kg	COD.	mm	mm	mm	mm	mm	mm	daN	daN	4 km/h	6 km/h
160	50	3,62	655924	3,21	656024	4,14	656324	205	135x110	105x80	11	70	126	700	560		
200	50	4,40	655926	3,96	656026	4,97	656326	250	135x110	105x80	11	70	126	800	640		

Options available to order:

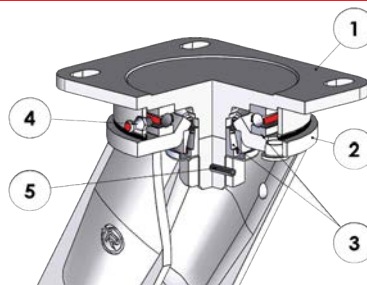


Footguard
for brackets
M-P

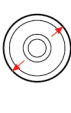
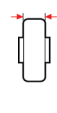



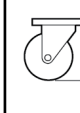
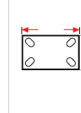
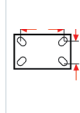
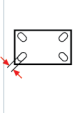
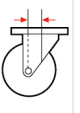
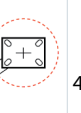




Directional lock
for brackets P
diam. 160-200
mm

Electrowelded brackets EE MHD - max carrying capacity 800 daN



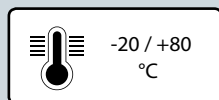
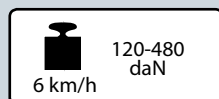
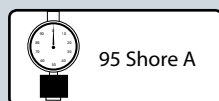
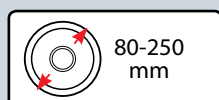
- 1) Plate: forged steel with integrated pin
 - 2) Fork: deep-drawn legs electro-welded to the flange
 - 3) Swivel actions: axial ball bearing and tapered roller bearing
 - 4) Grease nipple
 - 5) Anti-loosening system nut
- Available with adjustable total rear foot brake

																						
mm	mm	kg	COD.	kg	COD.	kg	COD.	kg	COD.	mm	mm	mm	mm	mm	mm	mm	mm	daN	daN			
125	40	3,65	655933	2,67	656033	4,53	656333	182	135x110	105x80	11	51	157	450	360							
160	50	4,11	655934	3,12	656034	4,99	656334	215	135x110	105x80	11	60	157	700	560							
200	50	4,80	655936	3,82	656036	6,14	656336	252	135x110	105x80	11	70	157	800	640							



Technology at work

"TR" POLYURETHANE WHEELS WITH POLYAMIDE 6 CENTRE



INOX



Description

Tyre: "TR" polyurethane, hardness 95 Shore A, excellent rolling resistance and elasticity, highly resistant to wear.

Centre: polyamide 6.

Hub with plain bore hole which directly houses the axle.

Hub with cylindrical roller bearing with plastic cage. Also available with stainless steel roller bearings.

Hub with shielded ball bearings with interference assembly in the seats obtained by centre moulding. The wheel is also available without bearings.

Uses

Excellent for trolleys and machinery with medium/heavy-duty loads, also in presence of continuous handling.

Also suitable for mechanical or mixed manual-mechanical handling, up to 6 km/h.

Its excellent rolling resistance guarantees minimum effort by manual handling.

Examples of recommended applications: trolleys for indoor industrial handling, trolleys for the food and chemical industry, manual and electric pallet trucks, equipment for dry cleaner's, slaughterhouses, meat factories.

Environments of use

Suitable for indoor environments, also in presence of medium-harsh chemical agents, alcohol, glycol and water. They are suitable for industrial environments.

Not recommended in areas with strong organic acids and mineral acids.

WEAK ACIDS			
STRONG ACIDS			
WATER			
ALCOHOL			

WEAK BASES			
STRONG BASES			
HYDROCARBONS			
SOLVENTS			

For information on the compatibility of the component wheel materials with specific aggressive chemical substances, see table at page 36.

Floors



They do not mark or damage delicate floors.

Suitable on tiles, resin-cement, asphalt even in presence of small obstacles on the path.

Not recommended on unpaved floors or in presence of processing residues.



Force required to push or tow a wheel

 	100 kg	200 kg	300 kg	400 kg	500 kg	600 kg	800 kg	1000 kg
80 mm	5	---	---	---	---	---	---	---
100 mm	4.5	8	---	---	---	---	---	---
125 mm	4.2	7	---	---	---	---	---	---
150 mm	2.5	4	6	8				
175 mm	1.5	3.7	5.5	7.5	---	---	---	---
200 mm	< 1	3.5	5	8.5	11	17	---	---
250 mm	< 1	3	4	5	10	13	16	22
250 mm	< 1	3	4	5	10	13	16	22

For each load and diameter, the table indicates the force (in daN) needed to push or tow a single wheel at the constant speed of 4 km/h on smooth flooring. For manual handling of a 4-wheeled trolley we recommend diameters that have values < 5 daN, for frequent handling we recommend diameters with values < 3 daN.

Available with brackets:



Standard-duty brackets NL

Maximum carrying capacity 300 daN - available diameters 80-200 mm
Top plate and bolt hole fittings. Available with front brake.



Stainless steel standard-duty brackets NLX

Maximum carrying capacity 300 daN - available diameters 80-200 mm
Top plate and bolt hole fittings. Available with front brake.



Medium-duty brackets M

Maximum carrying capacity 500 daN - available diameters 150-200 mm
Top plate fitting. Available with adjustable front brake.



Medium-heavy duty brackets P

Maximum carrying capacity 600 daN - available diameters 100-200 mm
Top plate fitting. Available with front brake and adjustable rear brake.



Stainless steel medium-heavy duty brackets PX










Maximum carrying capacity 600 daN - available diameters 150-200 mm
Top plate fitting. Available with adjustable rear brake.

Options available to order












The series 66 wheels are also available with assembled thread guards. To order them add the "PF" suffix to the wheel+bracket code. To order loose thread guards see the Accessories section.

"TR" POLYURETHANE WHEELS WITH POLYAMIDE 6 CENTRE
















															
mm	mm	kg	COD.	mm	mm.	daN	daN	daN							
80	25	0,10	661101	12	39	225	100	150							
100	30	0,16	661102	12	44	300	135	200							
125	30	0,25	661103	15	44	400	150	250							
150	40	0,45	661104	20	59	600	240	400							
175	40	0,62	661105	20	59	680	270	470							
200	50	0,78	661106	20	59	800	300	600							
200	50	0,75	661206	25	59	800	300	600							
250	60	1,41	661108	25	88	1200	400	1000							

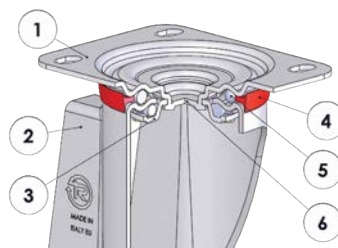


															
mm	mm	kg	COD.	kg	COD.	mm	mm	daN	daN	daN					
80	25	0,13	663101	0,13	663201	12	39	225	100	150					
100	30	0,19	663102	0,19	663202	12	44	300	135	200					
125	30	0,28	663103	0,28	663203	15	44	400	150	250					
150	40	0,54	663104	0,54	663204	20	59	600	240	400					
175	40	0,73	663105	0,73	663205	20	59	680	270	470					
200	50	0,89	663106	0,89	663206	20	59	800	300	600					
200	50	0,85	663116			25	59	800	300	600					
250	60	1,52	663108	1,52	663208	25	88	1200	400	1000					




















															
mm	mm	kg	COD.	kg	COD.	mm	mm.	mm	mm	daN	daN	daN	daN		
80	25	0,15	662101	0,10	664101	12	32	28	10	225	100	150	120		
100	30	0,25	662102	0,15	664102	12	40	32	11,5	300	135	200	160		
125	30	0,33	662103	0,25	664103	15	40	35	13,5	400	150	250	200		
175	40	0,85	662105	0,60	664105	20	55	47	14	680	270	470	380		
200	50	1,07	662106	0,76	664106	20	55	52	15	800	300	600	480		
200	50	1,06	662126	0,76	664106	25	55	52	15	800	300	600	480		

Standard-duty brackets NL - max carrying capacity 300 daN



- 1) Plate: electrolytically galvanised steel plate
 - 2) Fork: electrolytically galvanised steel plate
 - 3) Ball race ring: electrolytically galvanised steel plate
 - 4) Dust seal: orange polyethylene
 - 5) Swivel actions: double ball ring with grease lubrication
 - 6) King pin: integrated with the plate and cold-riveted
- Available with total front foot brake

																
mm	mm	kg	COD.	kg	COD.	kg	COD.	mm	mm	mm	mm	mm	mm	daN	4 km/h	
80	25	0,61	664201	0,37	665701	0,80	666601	107	100x85	80x60	9	37	120	150		
100	30	0,75	664202	0,44	665702	0,90	666602	128	100x85	80x60	9	35	120	200		
125	30	0,91	664203	0,66	665703	1,05	666603	156	100x85	80x60	9	37	120	220		
125PG	30	1,10	664213	0,86	665713	1,30	666643	156	140x110	105x80	11	37	120	220		
150	40	1,81	664204	1,44	665704	2,09	666604	194	140x110	105x80	11	56	156	300		
175	40	1,99	664205	1,70	665705	2,27	666605	217	140x110	105x80	11	56	156	300		
200	50	2,19	664206	1,97	665706	2,45	666606	240	140x110	105x80	11	56	156	300		

80	25	0,63	664501	0,41	665901	0,84	666621	107	100x85	80x60	9	37	120	150		
100	30	0,78	664502	0,46	665902	0,93	666622	128	100x85	80x60	9	35	120	200		
125	30	0,93	664503	0,68	665903	1,08	666623	156	100x85	80x60	9	37	120	220		
125PG	30	1,13	664513	0,89	665913	1,33	666653	156	140x110	105x80	11	37	120	220		
150	40	2,00	664504	1,53	665904	2,18	666624	194	140x110	105x80	11	56	156	300		
175	40	2,12	664505	1,79	665905	2,38	666625	217	140x110	105x80	11	56	156	300		
200	50	2,29	664506	2,08	665906	2,53	666626	240	140x110	105x80	11	56	156	300		

Options available to order



Wheel
with ball bearings
fitted with NL
bracket



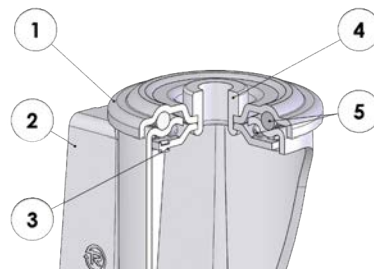
Directional lock
for brackets
d. 150-200 mm
















Footguard
for brackets
NL-M-P

"TR" POLYURETHANE WHEELS WITH POLYAMIDE 6 CENTRE

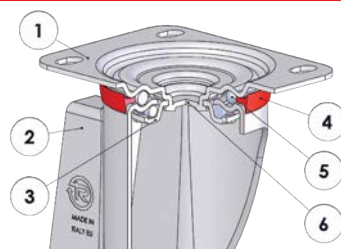
Standard-duty brackets NL - max carrying capacity 300 daN



- 1) Plate: electrolytically galvanised steel plate
 - 2) Fork: electrolytically galvanised steel plate
 - 3) Ball race ring: electrolytically galvanised steel plate
 - 4) King pin: bushing in electrolytically galvanised steel
 - 5) Swivel actions: double ball ring with grease lubrication
- Available with total front foot brake

















																																																																																																																																																																																																											
---	---	---	--	---	--	---	---	---	--	---	---	---	---	---	---	---	---	---	---	---	---	---	---	---	---	---	---	---	---	---	---	---	---	---	---	---	---	---	---	---	---	---	---	---	---	---	---	---	---	---	---	---	---	---	---	---	---	---	---	---	---	---	---	---	---	---	---	---	---	---	---	---	---	---	---	---	---	---	---	---	---	---	---	---	---	---	---	---	---	---	---	---	---	---	---	---	---	---	---	---	---	---	---	---	---	---	---	---	---	---	---	---	---	---	---	---	---	---	---	---	---	---	---	---	---	---	---	---	---	---	---	---	---	---	---	---	---	---	---	---	---	---	---	---	---	---	---	---	---	---	---	---	---	---	---	---	---	---	---	---	---	---	---	---	---	---	---	---	---	---	---	---	---	---	---	---	---	---	---	---	---	---	---	---	---	---	---	---	---	---	---	---	---	---	---	---	---	---	---	---	---	---	--

Stainless steel standard-duty brackets NLX - max carrying capacity 300 daN



INOX

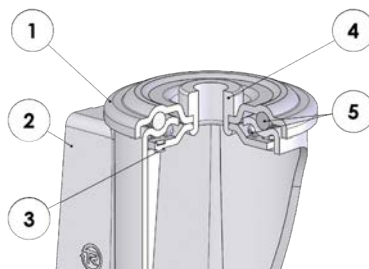
- 1) Plate: AISI 304 stainless steel
 - 2) Fork: AISI 304 stainless steel
 - 3) Ball race ring: AISI 304 stainless steel
 - 4) Dust seal: orange polyethylene
 - 5) Swivel actions: double ball ring with grease lubrication
 - 6) King pin: integrated with the plate and cold-riveted
- Available with total front foot brake

																
mm	mm	kg	CODE	kg	CODE	kg	CODE	mm	mm	mm	mm	mm	mm	daN	4 km/h	
80	25	0.60	664401	0.34	665401	0.77	666701	107	100x85	80x60	9	37	120	150		
100	30	0.66	664402	0.41	665402	0.84	666702	128	100x85	80x60	9	35	120	200		
125	30	0.81	664403	0.64	665403	0.95	666703	156	100x85	80x60	9	37	120	220		
150	40	1.75	664404	1.31	665404	2.04	666704	194	140x110	105x80	11	56	156	300		
175	40	1.93	664405	1.49	665405	2.21	666705	215	140x110	105x80	11	56	156	300		
200	50	2.16	664406	1.70	665406	2.44	666706	240	140x110	105x80	11	56	156	300		
80	25	0.64	664601	0.38	665601	0.81	666721	107	100x85	80x60	9	37	120	150		
100	30	0.68	664602	0.44	665602	0.87	666722	128	100x85	80x60	9	35	120	200		
125	30	0.84	664603	0.67	665603	0.98	666723	156	100x85	80x60	9	37	120	220		
150	40	1.84	664604	1.40	665604	2.13	666724	194	140x110	105x80	11	56	156	300		
175	40	2.04	664605	1.60	665605	2.32	666725	215	140x110	105x80	11	56	156	300		
200	50	2.27	664606	1.81	665606	2.55	666726	240	140x110	105x80	11	56	156	300		














"TR" POLYURETHANE WHEELS WITH POLYAMIDE 6 CENTRE

Stainless steel standard-duty brackets NLX - max carrying capacity 300 daN

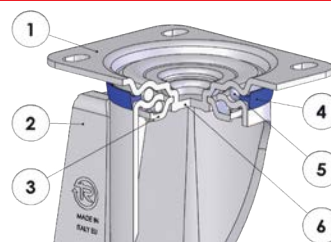
INOX
















- 1) Plate: AISI 304 stainless steel
 - 2) Fork: AISI 304 stainless steel
 - 3) Ball race ring: AISI 304 stainless steel
 - 4) King pin: bushing in stainless steel
 - 5) Swivel actions: double ball ring with grease lubrication
- Available with total front foot brake

																
mm	mm	kg	CODE	kg	CODE	mm	mm	mm	mm	mm	daN	4 km/h				
80	25	0.54	667901	0.71	668801	107	73	12	37	120	150					
100	30	0.62	667902	0.83	668802	128	73	12	35	120	200					
125	30	0.79	667903	0.94	668803	156	73	12	37	120	220					
150	40	1.55	667904	1.83	668804	188	102	20	56	156	300					
175	40	1.74	667905	2.02	668805	212	102	20	56	156	300					
200	50	2.10	667906	2.36	668806	236	102	20	56	156	300					
80	25	0.58	668001	0.75	668821	107	73	12	37	120	150					
100	30	0.65	668002	0.85	668822	128	73	12	35	120	200					
125	30	0.82	668003	0.97	668823	156	73	12	37	120	220					
150	40	1.64	668004	1.32	668824	188	102	20	56	156	300					
175	40	1.85	668005	2.13	668825	212	102	20	56	156	300					
200	50	2.21	668006	2.47	668826	236	102	20	56	156	300					

Medium-duty brackets M - max carrying capacity 500 daN



- 1) Plate: electrolytically galvanised steel plate
 - 2) Fork: electrolytically galvanised steel plate
 - 3) Ball race ring: electrolytically galvanised steel plate
 - 4) Dust seal: blue polyethylene
 - 5) Swivel actions: double ball ring with grease lubrication
 - 6) King pin: integrated with the plate and cold-riveted
- Available with adjustable total front foot brake

																
mm	mm	kg	CODE	kg	CODE	kg	CODE	mm	mm	mm	mm	mm	mm	mm	daN	4 km/h
150	40	2.16	664304	1.44	665704	2.62	668704	194	140x110	105x80	11	58	178	400		
200	50	2.58	664306	1.97	665706	3.00	668706	240	140x110	105x80	11	50	178	500		
150	40	2.35	664804	1.53	665904	2.71	668904	194	140x110	105x80	11	58	178	400		
200	50	2.68	664806	2.08	665906	3.08	668906	240	140x110	105x80	11	50	178	500		
200	50	2.93	665306	2.32	665806	3.35	669206	240	140x110	105x80	11	50	178	500		

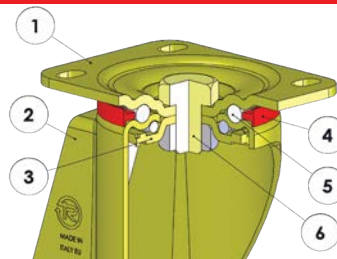
Options available to order



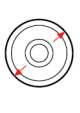
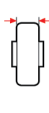

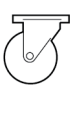



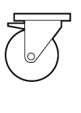
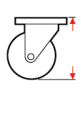




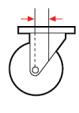


Footguard
for brackets
NL-M-P

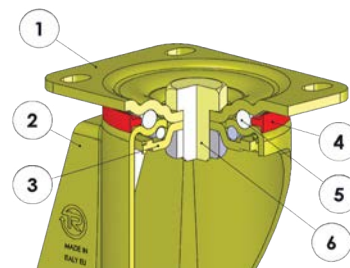
"TR" POLYURETHANE WHEELS WITH POLYAMIDE 6 CENTRE

Medium-heavy duty brackets P - max carrying capacity 600 daN


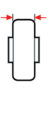





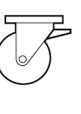
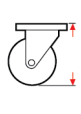
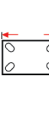
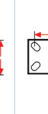
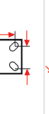
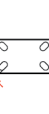
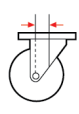




- 1) Plate: galvanised colonial steel plate
 - 2) Fork: galvanised colonial steel plate
 - 3) Ball race ring: galvanised colonial steel plate
 - 4) Dust seal: orange polyamide
 - 5) Swivel actions: double ball ring with grease lubrication
 - 6) King pin: steel bolt in grade 8.8 steel and steel nut
- Available with total front foot brake

																
mm	mm	kg	CODE	kg	CODE	kg	CODE	mm	mm	mm	mm	mm	mm	daN	4 km/h	
100	30	1.04	667102	0.55	668102	1.19	669002	138	100x85	80x60	9	46	123	200		
125	30	1.17	667103	0.75	668103	1.31	669003	161	100x85	80x60	9	44	123	250		
100	30	1.08	667302	0.58	668302	1.22	669102	138	100x85	80x60	9	46	123	200		
125	30	1.20	667303	0.78	668303	1.34	669103	161	100x85	80x60	9	44	123	250		



- 1) Plate: galvanised colonial steel plate
 - 2) Fork: galvanised colonial steel plate
 - 3) Ball race ring: galvanised colonial steel plate
 - 4) Dust seal: orange polyamide
 - 5) Swivel actions: double ball ring with grease lubrication
 - 6) King pin: steel bolt in grade 8.8 steel and steel nut
- Available with total front foot brake

																
mm	mm	kg	CODE	kg	CODE	kg	CODE	mm	mm	mm	mm	mm	mm	daN	4 km/h	
150	40	2.79	667604	1.37	668604	3.36	669004	200	140x110	105x80	11	70	126	400		
175	40	3.01	667605	1.58	668605	3.57	669005	225	140x110	105x80	11	70	126	470		
200	50	3.25	667606	1.79	668606	3.82	669006	250	140x110	105x80	11	70	126	600		
150	40	2.89	667504	1.46	668504	3.46	669104	200	140x110	105x80	11	70	126	400		
175	40	3.11	667505	1.69	668505	3.68	669105	225	140x110	105x80	11	70	126	470		
200	50	3.36	667506	1.90	668506	3.93	669106	250	140x110	105x80	11	70	126	600		

Options available to order



Wheel
with ball bear-
ings fitted with P
bracket



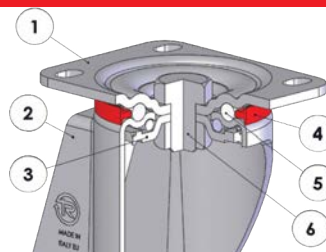
Directional lock
for brackets
d. 150-200 mm















Footguard
for brackets
NL-M-P

Stainless steel medium-heavy duty brackets PX - max carrying capacity 600 daN

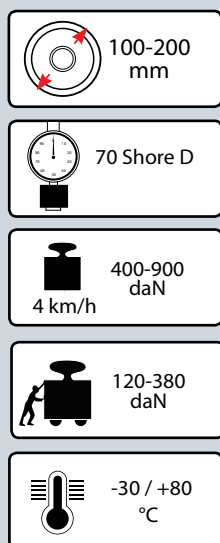
INOX



- 1) Plate: AISI 304 stainless steel
 - 2) Fork: AISI 304 stainless steel
 - 3) Ball race ring: AISI 304 stainless steel
 - 4) Dust seal: orange polyamide
 - 5) Swivel actions: double ball ring with grease lubrication
 - 6) King pin: screw and nut in stainless steel
- Available with adjustable total rear foot brake

																							
mm	mm	kg	CODE	kg	CODE	kg	CODE	mm	mm	mm	mm	mm	mm	mm	mm	mm	mm	mm	mm	mm	mm	mm	mm
150	40	2.75	667004	1.36	667114	3.32	667214	200	140x110	105x80	11	70	126	400									
175	40	2.95	667005	1.56	667115	3.52	667215	225	140x110	105x80	11	70	126	470									
200	50	3.20	667006	1.76	667116	3.77	667216	250	140x110	105x80	11	70	126	600									
150	40	2.77	667314	1.55	667414	3.34	667514	200	140x110	105x80	11	70	126	400									
175	40	3.09	667315	1.69	667415	3.66	667515	225	140x110	105x80	11	70	126	470									
200	50	3.30	667316	1.87	667416	3.87	667516	250	140x110	105x80	11	70	126	600									

POLYAMIDE 6 SOLID WHEELS FOR HEAVY LOADS



INOX



Description

Polyamide 6 solid wheels for heavy-duty loads, hardness 70 Shore D.

Hub with plain bore hole which directly houses the axle.

Hub with shielded ball bearings with interference assembly in the seats obtained by centre moulding. The wheel is also available without bearings.

Uses

Intended mainly for static uses, for high carrying capacities.

The excellent rolling resistance ensures that a minimum manual effort is needed when handling, but only on smooth floors.

Examples of recommended applications: trolley for internal use in the food and canning industries, tannery equipment, flower trolley, manual pallet trucks, mobile scaffolding.

Environments of use

Designed for industrial environments, even in presence of aggressive chemical substances. Not recommended in areas with strong organic acids and concentrated mineral acids.

WEAK ACIDS			
STRONG ACIDS			
WATER			
ALCOHOL			

WEAK BASES			
STRONG BASES			
HYDROCARBONS			
SOLVENTS			

For information on the compatibility of the component wheel materials with specific aggressive chemical substances, see table at page 36.



Floors

Suitable only for smooth and compact floors.

Not suited for areas with obstacles.



Force required to push or tow a wheel

 	100 kg	200 kg	300 kg	500 kg	700 kg	900 kg
100 mm	2.5	3.5	4.5	----	----	----
125x35 mm	2	2.8	3.8	----	----	----
125x45 mm	2.2	3.2	4	6.5	----	----
150 mm	1.8	2.3	3.5	5.5	7	----
200 mm	1.2	1.8	2.7	3.4	5.5	8

For each load and diameter, the table indicates the force (in daN) needed to push or tow a single wheel at the constant speed of 4 km/h on smooth flooring. For manual handling of a 4-wheeled trolley we recommend diameters that have values < 5 daN, for frequent handling we recommend diameters with values < 3 daN.

Available with brackets



Standard-duty brackets NL

Maximum carrying capacity 300 daN - available diameters 125 mm
Top plate fitting. Available with front brake.



Medium-heavy duty brackets P

Maximum carrying capacity 750 daN - available diameters 100-200 mm
Top plate fitting. Available with front brake and adjustable rear brake.



Stainless steel medium-heavy duty brackets PX

Maximum carrying capacity 750 daN - available diameters 125-200 mm
Top plate fitting. Available with adjustable rear brake.



Electrowelded brackets EE MHD

Maximum carrying capacity 900 daN - available diameters 125-200 mm
Top plate fitting. Available with front brake and adjustable rear brake.



Twin electrowelded brackets EEG HD










Maximum carrying capacity 1800 daN - available diameters 125-200 mm
Top plate fitting.

Options available to order
















Wheel
in solid polyamide
6 for extremely
heavy loads

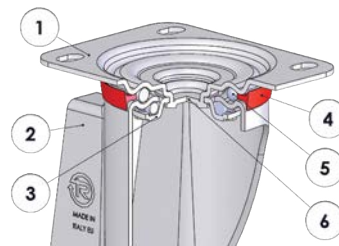


																
mm	mm	kg	CODE	mm	mm	daN	daN	daN								
100	35	0.26	681202	20	44	450	200	400								
125	45	0.36	681203	20	58	700	200	650								
150	45	0.50	681204	20	58	800	300	750								
200	50	0.90	681206	20	58	1000	400	900								




















																
mm	mm	kg	CODE	kg	CODE	mm	mm.	mm	mm	daN	daN	daN				
100	35	0.33	683402	0.20	682202	15	40	35	11	450	350	350				
125	35	0.42	683403	0.29	682203	15	40	35	11	500	450	450				
125	45	0.61	683413	0.39	682213	20	56	47	13	700	400	650				
125	45	0.60	683423	0.39	682213	25	56	47	13	700	400	650				
150	45	0.74	683404	0.52	682204	20	56	47	13	800	455	750				
150	45	0.73	683424	0.52	682204	25	56	47	13	800	455	750				
200	50	1.10	683406	0.89	682206	20	56	47	13	1000	650	900				
200	50	1.08	683426	0.89	682206	25	56	47	13	1000	650	900				

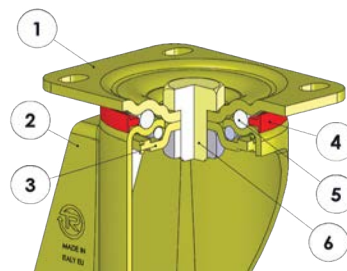
Standard-duty brackets NL - max carrying capacity 300 daN




















- 1) Plate: electrolytically galvanised steel plate
 - 2) Fork: electrolytically galvanised steel plate
 - 3) Ball race ring: electrolytically galvanised steel plate
 - 4) Dust seal: orange polyethylene
 - 5) Swivel actions: double ball ring with grease lubrication
 - 6) King pin: integrated with the plate and cold-riveted
- Available with total front foot brake

																	
mm	mm	kg	CODE	kg	CODE	kg	CODE	mm	mm	mm	mm	mm	mm	mm	daN		
125	45	1.48	684523	1.44	685113	1.70	686813	166	140x110	105x80	11	57	156	300			
125	45	1.73	684873	1.69	685173	1.95	686863	166	140x110	105x80	11	57	156	300			

Medium-heavy duty brackets P - max carrying capacity 350 daN



- 1) Plate: galvanised colonial steel plate
 - 2) Fork: galvanised colonial steel plate
 - 3) Ball race ring: galvanised colonial steel plate
 - 4) Dust seal: orange polyamide
 - 5) Swivel actions: double ball ring with grease lubrication
 - 6) King pin: steel bolt in grade 8.8 steel and steel nut
- Available with total front foot brake

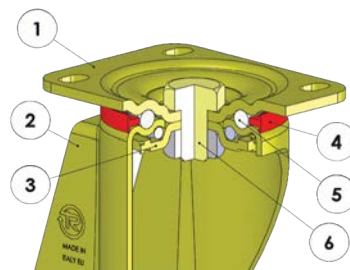
																	
mm	mm	kg	CODE	kg	CODE	kg	CODE	mm	mm	mm	mm	mm	mm	mm	daN		
100	35	1.13	687522	0.74	688522	1.28	686912	138	100x85	80x60	9	46	123	350			
100	35	1.20	684972	0.81	685372	1.35	686952	138	100x85	80x60	9	46	123	350			
125	35	1.35	684973	0.83	685373	1.46	686953	161	100x85	80x60	9	48	123	350			

Options available to order















Directional lock
for brackets
d. 150-200 mm

Medium-heavy duty brackets P - max carrying capacity 750 daN

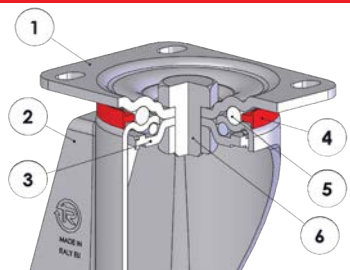


- 1) Plate: galvanised colonial steel plate
 - 2) Fork: galvanised colonial steel plate
 - 3) Ball race ring: galvanised colonial steel plate
 - 4) Dust seal: orange polyamide
 - 5) Swivel actions: double ball ring with grease lubrication
 - 6) King pin: steel bolt in grade 8.8 steel and steel nut
- Available with total front foot brake

















Available with total front foot brake																
															4 km/h	
mm	mm	kg	CODE	kg	CODE	kg	CODE	mm	mm	mm	mm	mm	mm	daN		
125	45	2.28	687533	1.49	688533	2.83	686913	170	140x110	105x80	11	70	156	650		
150	45	2.96	687524	1.83	688524	3.14	686914	200	140x110	105x80	11	70	156	750		
200	50	3.37	687526	1.91	688526	3.68	686916	250	140x110	105x80	11	70	156	750		
125	45	2.53	684993	1.74	685393	3.08	686933	170	140x110	105x80	11	70	156	650		
150	45	3.20	684974	2.07	685374	3.77	686954	200	140x110	105x80	11	70	156	750		
200	50	3.64	684976	2.18	685376	3.92	686956	250	140x110	105x80	11	70	156	750		

Stainless steel medium-heavy duty brackets PX- max carrying capacity 750 daN

INOX



- 1) Plate: AISI 304 stainless steel
 - 2) Fork: AISI 304 stainless steel
 - 3) Ball race ring: AISI 304 stainless steel
 - 4) Dust seal: orange polyamide
 - 5) Swivel actions: double ball ring with grease lubrication
 - 6) King pin: screw and nut in stainless steel A
- Available with adjustable total rear foot brake

Available with adjustable total rear foot brake																						
																						
mm	mm	kg	CODE	kg	CODE	kg	CODE	kg	CODE	mm	mm	mm	mm	mm	mm	mm	mm	mm	mm	mm	daN	
125	45	2.52	687033	1.10	677133	3.07	687233	170	140x110	105x80	11	70	156	650								
150	45	2.86	687014	1.42	687124	3.43	687224	200	140x110	105x80	11	70	156	750								
200	50	3.32	687016	1.88	687126	3.88	687226	250	140x110	105x80	11	70	156	750								

Options available to order

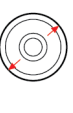
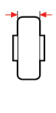








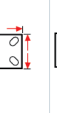
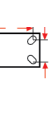
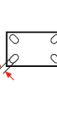

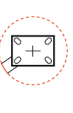



Directional lock
for brackets P
d. 150-200 mm

Electrowelded brackets EE MHD - max carrying capacity 900 daN



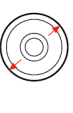
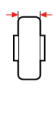






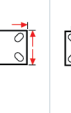
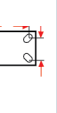
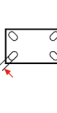
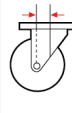

- 1) Plate: forged steel with integrated pin
 - 2) Fork: deep-drawn legs electro-welded to the flange
 - 3) Swivel actions: axial ball bearing and tapered roller bearing
 - 4) Grease nipple
 - 5) Anti-loosening system nut
- Available with adjustable total rear foot brake

																
mm	mm	kg	CODE	kg	CODE	kg	CODE	mm	mm	mm	mm	mm	mm	mm	daN	
125	45	3.26	688303	2.03	688403	4.14	688703	182	135x110	105x80	11	51	157	650		
150	45	3.50	688304	2.51	688404	4.38	688704	210	135x110	105x80	11	60	157	750		
200	50	4.02	688306	3.04	688406	4.90	688706	252	135x110	105x80	11	70	157	900		
125	45	3.51	689303	2.28	689403	4.39	689803	182	135x110	105x80	11	51	157	650		
150	45	3.74	689304	2.75	689404	4.62	689804	210	135x110	105x80	11	60	157	750		
200	50	4.22	689306	3.24	689406	5.10	689806	252	135x110	105x80	11	70	157	900		

Twin electrowelded brackets EEG HD - max carrying capacity 1800 daN



- 1) Plate: forged steel with integrated pin
- 2) Fork: deep-drawn legs electro-welded to the flange
- 3) Swivel actions: axial ball bearing and tapered roller bearing
- 4) Grease nipple
- 5) Anti-loosening system nut

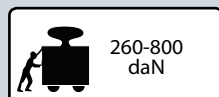
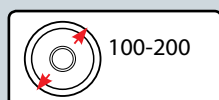
															
mm	mm	kg	CODE	kg	CODE	mm	mm	mm	mm	mm	mm	daN			
125	45+45	9.35	688072	4.90	688172	210	175x140	140x105	14	50	1300				
150	45+45	9.62	688074	5.20	688174	223	175x140	140x105	14	50	1500				
200	50+50	12.40	688066	7.60	688166	285	200x160	160x120	17	65	1800				

Options available to order



Directional lock
for brackets EE MHD
- EE HD - EED MHD:
see page 328

CAST IRON SOLID WHEELS



Description

Cast iron solid wheels.

Hub with plain bore which directly houses the axle.

Hub with shielded ball bearings with interference assembly in the seats obtained by machining the centre. The wheel is also available without bearings.

Uses

Intended mainly for static uses and for high carrying capacities.

The model with plain bore is resistant to temperatures from -40 C to +400°C and is, therefore, particularly suitable for oven applications. To use a castor at temperatures above 100 °C, the wheel needs to be fitted with a specific bracket for high-temperature use.

Examples of recommended applications: trolleys for workshops, industrial ovens.

Environments of use

Designed for industrial environments, even in presence of medium-harsh chemical agents. Not recommended in humid environments and in presence of strong organic acids and concentrated mineral acids.

WEAK ACIDS	
STRONG ACIDS	
WATER	
ALCOHOL	

WEAK BASES	
STRONG BASES	
HYDROCARBONS	
SOLVENTS	

For information on the compatibility of the component wheel materials with specific aggressive chemical substances, see table at page 36.

Floors



Suitable only for smooth and compact floors.

Not suited for areas with obstacles.

They may damage fragile floors.



Force required to push or tow a wheel

 	100 kg	300 kg	500 kg	700 kg	1000 kg	1400 kg
100x30 mm	< 1	5.6	15	----	----	----
100x40 mm	< 1	4.3	11.2	----	----	----
125 mm	< 1	3.2	7.6	14	----	----
150 mm	< 1	2.5	4.7	7.4	12.2	----
200 mm	< 1	1.7	3.5	5.8	10.3	18

For each load and diameter, the table indicates the force (in daN) needed to push or tow a single wheel at the constant speed of 4 km/h on smooth flooring. For manual handling of a 4-wheeled trolley we recommend diameters that have values < 5 daN, for frequent handling we recommend diameters with values < 3 daN.

Available with brackets:



Standard-duty brackets NL

Maximum carrying capacity 300 daN - available diameters 100-150 mm
Top plate fitting.



Medium-heavy duty brackets P

Maximum carrying capacity 750 daN - available diameters 125-200 mm
Top plate fitting.



Extra-heavy duty brackets EP

Maximum carrying capacity 1100 daN - available diameters 150-200 mm
Top plate fitting.

Options available to order



Steel wheel for
extremely
heavy loads












Wheel
with brackets NL and
P for high tempera-
tures














SERIES 69

CAST IRON SOLID WHEELS

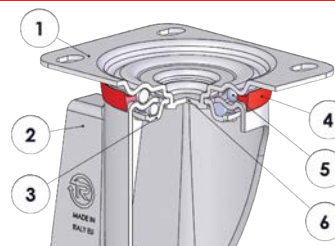


															
mm	mm	kg	CODE	mm	mm	daN	daN	daN							
100	30	0.62	691102	15	34	800	260	500							
100	30	0.70	691112	15	44	800	260	500							
100	40	0.92	691202	20	44	900	300	600							
125	40	1.09	691103	15	44	1200	350	700							
125	40	1.12	691203	20	44	1200	350	700							
150	45	1.81	691104	20	59	1500	500	1200							
200	45	3.34	691106	20	59	1900	600	1400							
200	45	3.19	691206	25	59	1900	800	1400							















															
mm	mm	kg	CODE	kg	CODE	mm	mm.	mm	mm	daN	daN	daN			
100	38	1.33	692122	1.14	694102	15	40	42	13	900	300	600			
100	38	1.28	692102	1.14	694102	20	40	42	13	900	300	600			
125	38	1.67	692103	1.43	694103	20	40	47	14	1200	350	700			
150	50	2.46	692104	2.18	694104	20	56	47	14	1500	500	1200			
200	50	3.64	692106	3.29	694106	20	56	52	15	1900	600	1400			
200	50	3.57	692126	3.57	694106	25	56	52	15	1900	600	1400			

Standard-duty brackets NL - max carrying capacity 300 daN



- 1) Plate: electrolytically galvanised steel plate
- 2) Fork: electrolytically galvanised steel plate
- 3) Ball race ring: electrolytically galvanised steel plate
- 4) Dust seal: orange polyethylene
- 5) Swivel actions: double ball ring with grease lubrication
- 6) King pin: integrated with the plate and cold-riveted

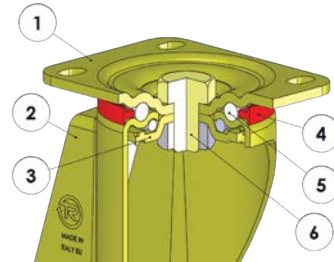
														
mm	mm	kg	CODE	kg	CODE	mm	mm	mm	mm	mm	daN			
100	30	1.16	694802	0.89	695702	128	100x85	80x60	9	35	200			
100	40	1.50	694812	1.16	695712	128	100x85	80x60	9	35	200			
125	40	1.73	694803	1.38	695703	156	100x85	80x60	9	37	220			
150	45	3.24	694804	2.87	695704	194	140x110	105x80	11	56	300			
100	40	1.91	694902	1.57	695802	128	100x85	80x60	9	35	200			
125	40	2.31	694903	1.96	695803	156	100x85	80x60	9	37	220			
150	50	3.89	694904	3.52	695804	194	140x110	105x80	11	56	300			

Options available to order
















Wheel
with NL and P
brackets for high
temperatures

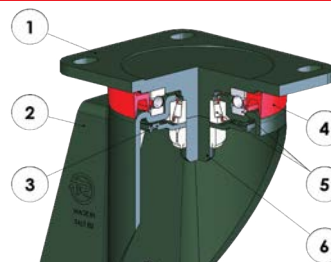
Medium-heavy duty brackets P - max carrying capacity 750 daN














- 1) Plate: galvanised colonial steel plate
- 2) Fork: galvanised colonial steel plate
- 3) Ball race ring: galvanised colonial steel plate
- 4) Dust seal: orange polyamide
- 5) Swivel actions: double ball ring with grease lubrication
- 6) King pin: steel bolt in grade 8.8 steel and steel nut

										     				 4 km/h					
		kg	CODE	kg	CODE	mm	mm	mm	mm	mm	daN								
mm	mm	kg	CODE	kg	CODE	mm	mm	mm	mm	mm	daN								
125	40	1.96	697603	1.46	698603	161	100x85	80x60	9	48	350								
150	45	4.16	697504	2.73	698504	200	140x110	105x80	11	70	750								
200	45	5.81	697506	4.35	698506	250	140x110	105x80	11	70	750								
125	40	2.75	696203	2.05	696303	161	100x85	80x60	9	48	350								
150	50	4.81	696204	3.38	696304	200	140x110	105x80	11	70	750								
200	50	6.11	696206	4.65	696306	250	140x110	105x80	11	70	750								

Extra-heavy duty brackets EP - max carrying capacity 1100 daN



- 1) Plate: green galvanised forged steel
- 2) Fork: green galvanised forged steel
- 3) Lower bearing protection ring
- 4) Dust seal: orange polyethylene
- 5) Swivel actions: axial ball bearing and tapered roller bearing
- 6) King pin: integrated with the machine-processed plate

													
mm	mm	kg	CODE	kg	CODE	mm	mm	mm	mm	mm	daN		
150	45	4.43	697804	3.94	698804	200	135x110	105x80	11	70	1100		
200	45	6.03	697806	5.62	698806	250	135x110	105x80	11	70	1100		
150	50	5.08	697604	4.59	697704	200	135x110	105x80	11	70	1100		
200	50	6.30	697606	5.92	697706	250	135x110	105x80	11	70	1100		

SIGMA ELASTIC RUBBER WHEELS WITH ALUMINIUM CENTRE



Description

Tyre: Sigma Elastic rubber, hardness 70 Shore A, excellent elasticity and good resistance to tear and wear.

Centre: made of cast aluminium.

Hub with shielded ball bearings with interference assembly in the seats obtained by centre moulding; also available without bearings.

Uses

The excellent elasticity guarantees an easy overcoming of obstacles, vibration damping and noise reduction during use.

Combined with appropriate brackets, they are also suitable for mechanical handling up to 6 km/h.

Good rolling resistance means less fatigue for the operator handling the equipment. Examples of recommended applications: trolleys for indoor and outdoor industrial-handling, manual pallet trucks, heavy waste collection bins.

Environments of use

Industrial environments, even in presence of humidity. Not suitable in presence of strong acids and solvents.

WEAK ACIDS			
STRONG ACIDS			
WATER			
ALCOHOL			

WEAK BASES		
STRONG BASES		
HYDROCARBONS		
SOLVENTS		

For information on the compatibility of the component wheel materials with specific aggressive chemical substances, see table at page 36.



Floors

Suitable for all types of industrial floor, even outdoors.

Allows easily overcoming the obstacles and does not damage floors.



Force required to push or tow a wheel

 	100 kg	200 kg	300 kg	400 kg	500 kg
100 mm	3	---	---	---	---
125x40 mm	2.5	5	---	---	---
160 mm	1.8	3.5	5	---	---
180 mm	2.3	4	6	---	---
200 mm	1	2.4	5	6.5	9
250 mm	1	2.4	5	6.5	9

For each load and diameter, the table indicates the force (in daN) needed to push or tow a single wheel at the constant speed of 4 km/h on smooth flooring. For manual handling of a 4-wheeled trolley we recommend diameters that have values < 5 daN, for frequent handling we recommend diameters with values < 3 daN.

Available with brackets :



Standard-duty brackets NL

Maximum carrying capacity 300 daN - available diameters 100-200 mm
Top plate fitting. Available with front brake.



Medium-duty brackets M

Maximum carrying capacity 500 daN - available diameters 160-200 mm
Top plate fitting. Available with adjustable front brake.



Medium-heavy duty brackets P

Maximum carrying capacity 500 daN - available diameters 100-250 mm
Top plate fitting. Available with adjustable rear brake.



Electrowelded brackets EE MHD

Maximum carrying capacity 700 daN - available diameters 100-200 mm
Top plate fitting. Available with adjustable rear brake.



Twin electrowelded brackets EEG MHD - EEG HD















Maximum carrying capacity 1000 daN - available diameters 100-200 mm
Top plate fitting.

Options available to order

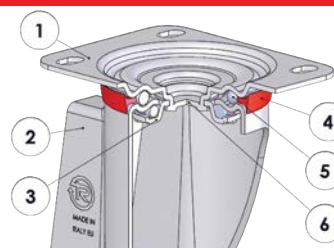


Wheel
with grey rubber
tyre

















										 Static		 4 km/h	 6 km/h		
mm	mm	kg	CODE	kg	CODE	mm	mm.	mm	mm	daN	daN	daN	daN		
100	40	0.44	721202	0.39	723102	15	40	32	9	250	180	180	140		
125	40	0.76	721103	0.50	723003	20	40	47	14	280	200	200	160		
125	40	0.78	721203	0.52	723103	20	50	47	14	280	200	200	160		
125	50	0.84	721213	0.62	723113	20	59	47	14	320	230	230	180		
160	50	1.22	721210	0.96	723104	20	58	47	14	420	300	300	240		
160	50	1.20	721110	0.96	723104	25	58	47	14	420	300	300	240		
180	50	1.47	721205	1.21	723105	20	60	47	14	490	250	350	280		
200	50	2.00	721206	1.71	723106	20	60	52	17.5	1000	300	500	400		
200	50	1.99	721106	1.71	723106	25	60	52	17.5	1000	300	500	400		
250	50	2.30	721208	1.97	723108	20	60	52	15	1000	300	500	400		

Standard-duty brackets NL - max carrying capacity 300 daN



- 1) Plate: electrolytically galvanised steel plate
 - 2) Fork: electrolytically galvanised steel plate
 - 3) Ball race ring: electrolytically galvanised steel plate
 - 4) Dust seal: orange polyethylene
 - 5) Swivel actions: double ball ring with grease lubrication
 - 6) King pin: integrated with the plate and cold-riveted
- Available with total front foot brake

															
mm	mm	kg	CODE	kg	CODE	kg	CODE	mm	mm	mm	mm	mm	daN		
100	40	0.96	724402	0.71	726202	1.17	727302	128	100x85	80x60	9	37	120	180	
125	50	1.49	724413	1.14	726213	2.37	727313	166	140x110	105x80	11	57	156	230	
160	50	2.59	724410	2.22	726210	2.80	727310	199	140x110	105x80	11	56	156	300	
180	50	2.85	724405	2.56	726205	3.06	727305	219	140x110	105x80	11	56	156	300	
200	50	3.40	724306	3.18	725206	3.66	727106	240	140x110	105x80	11	56	156	300	

Options available to order

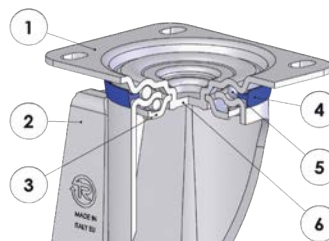


Wheel with grey
rubber tyre



















Directional lock
for brackets
d. 150-200 mm

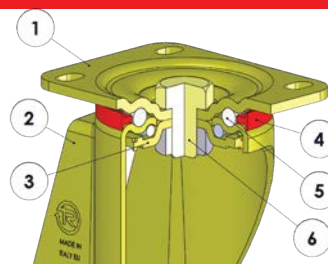
Medium-duty brackets M - max carrying capacity 500 daN



















- 1) Plate: electrolytically galvanised steel plate
 - 2) Fork: electrolytically galvanised steel plate
 - 3) Ball race ring: electrolytically galvanised steel plate
 - 4) Dust seal: blue polyethylene
 - 5) Swivel actions: double ball ring with grease lubrication
 - 6) King pin: integrated with the plate and cold-riveted
- Available with adjustable total front foot brake

															
mm	mm	kg	CODE	kg	CODE	kg	CODE	mm	mm	mm	mm	mm	mm	mm	daN
160	50	2.94	724610	2.22	726210	3.33	727910	199	140x110	105x80	11	58	178	300	
200	50	3.79	724506	3.18	725206	4.21	727706	240	140x110	105x80	11	50	178	500	

Medium-heavy duty brackets P - max carrying capacity 500 daN



- 1) Plate: galvanised colonial steel plate
 - 2) Fork: galvanised colonial steel plate
 - 3) Ball race ring: galvanised colonial steel plate
 - 4) Dust seal: orange polyamide
 - 5) Swivel actions: double ball ring with grease lubrication
 - 6) King pin: steel bolt in grade 8.8 steel and steel nut
- Available with adjustable total rear foot brake

															
mm	mm	kg	CODE	kg	CODE	kg	CODE	mm	mm	mm	mm	mm	mm	daN	daN
100	40	1.31	727602	0.81	728512			138	100x85	80x60	9	46		180	140
125	50	2.30	727613	1.66	728523			170	140x110	105x80	11	70		230	180
160	50	3.57	727610	2.08	728514	4.14	727204	205	140x110	105x80	11	70	126	300	240
180	50	3.81	727605	2.39	728515	4.38	727205	228	140x110	105x80	11	70	126	350	280
200	50	4.46	727516	3.00	728516	5.06	727206	250	140x110	105x80	11	70	126	500	400
250	50	4.74	727518	3.64	728518	5.44	727208	298	140x110	105x80	11	66	126	500	400

Options available to order

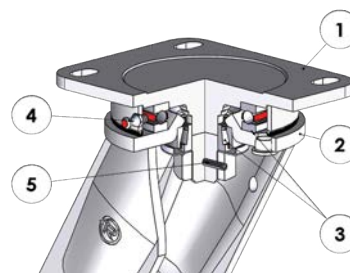


Wheel
with grey rubber
tyre



















Directional lock
for P brackets
d. 150-200 mm

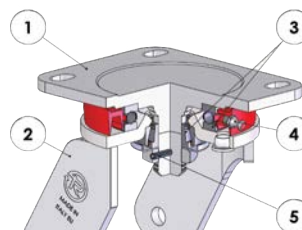
Electrowelded brackets EE MHD - max carrying capacity 500 daN

















- 1) Plate: forged steel with integrated pin
 - 2) Fork: deep-drawn legs electro-welded to the flange
 - 3) Swivel actions: axial ball bearing and tapered roller bearing
 - 4) Grease nipple
 - 5) Anti-loosening system nut
- Available with adjustable total rear foot brake

															
mm	mm	kg	CODE	kg	CODE	kg	CODE	mm	mm	mm	mm	mm	mm	daN	daN
125	50	3.74	728303	2.76	728403	4.62	728603	182	135x110	105x80	11	51	157	230	180
160	50	4.22	728314	3.23	728414	5.10	728614	215	135x110	105x80	11	60	157	300	240
180	50	4.59	728305	3.61	728405	5.47	728605	242	135x110	105x80	11	70	157	350	280
200	50	5.12	728306	4.14	728406	6.00	728606	252	135x110	105x80	11	70	157	500	400
250	50	5.58	728307	4.55	728407	6.46	728607	300	135x110	105x80	11	83	157	500	400

Twin electrowelded brackets EEG MHD - max carrying capacity 400 daN



- 1) Plate: forged steel with integrated pin
- 2) Fork: deep-drawn legs electro-welded to the flange
- 3) Swivel actions: axial ball bearing and tapered roller bearing
- 4) Grease nipple
- 5) Anti-loosening system nut

															
mm	mm	kg	CODE	kg	CODE	mm	mm	mm	mm	mm	mm	daN	daN		
100	40+40	3.35	728062	2.60	728162	140	135x110	105x80	11	55		360	280		
125	40+40	4.10	728063	3.35	728163	170	135x110	105x80	11	55		400	320		

Options available to order

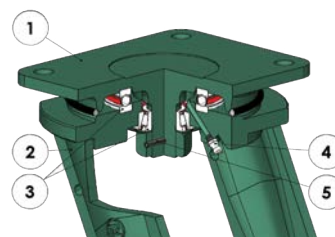


Wheel
with grey rubber
tyre




















Directional lock
for brackets EE MHD
- EE HD - EED MHD:
see page 328

Twin electrowelded brackets EEG HD - max carrying capacity 1000 daN



- 1) Plate: forged steel with integrated pin
- 2) Fork: deep-drawn legs electro-welded to the flange
- 3) Swivel actions: axial ball bearing and tapered roller bearing
- 4) Grease nipple
- 5) Anti-loosening system nut

														
mm	mm	kg	CODE	kg	CODE	mm	mm	mm	mm	mm	4 km/h	6 km/h		
											daN	daN		
160	50+50	10.60	728084 	6.15	728184 	228	175x140	140x105	14	50	600	480		
200	50+50	12.55	728086 	8.00	728186 	280	175x140	140x105	14	65	1000	800		

Options available to order



Wheel
with grey rubber
tyre

SIGMA ELASTIC RUBBER WHEELS WITH CAST IRON CENTRE

	125-300 mm
	70 Shore A
	300-950 daN 4 km/h
	240-760 daN 6 km/h
	250-1000 daN
	-20 / +70 °C



Description

Tyre: Sigma Elastic rubber, hardness 70 Shore A, excellent elasticity and good resistance to tear and wear.

Centre: cast iron.

Hub with shielded ball bearings with interference assembly in the seats obtained by machining the centre; also available without bearings.

Uses

The excellent elasticity guarantees an easy overcoming of obstacles, vibration damping and noise reduction during use.

Combined with appropriate brackets, they are also suitable for mechanical handling up to 6 km/h.

Also suitable for mixed indoor-outdoor uses.

Examples of recommended applications: trolleys for indoor and outdoor industrial handling, manual pallet trucks, heavy waste collection bins.

Environments of use

Industrial environments, even in presence of humidity. Not suitable in presence of organic, aromatic solvents, chlorinated substances and hydrocarbons.

WEAK ACIDS			
STRONG ACIDS			
WATER			
ALCOHOL			

WEAK BASES			
STRONG BASES			
HYDROCARBONS			
SOLVENTS			

For information on the compatibility of the component wheel materials with specific aggressive chemical substances, see table at page 36.



Floors

Suitable for all types of industrial floor, even outdoors.

Allows easily overcoming the obstacles and does not damage floors.



Force required to push or tow a wheel

 	100 kg	200 kg	300 kg	400 kg	500 kg	700 kg	900 kg
125 mm	1.4	3.7	7	---	---		
150 mm	1	3	5.8	9.5	---		
200x50 mm	< 1	1.8	4	7.1	11		
200x75 mm	< 1	1.8	3.3	5	7	12	
250 mm	< 1	1.5	2.7	4.1	6	10.3	

For each load and diameter, the table indicates the force (in daN) needed to push or tow a single wheel at the constant speed of 4 km/h on smooth floors. For manual handling of a 4-wheel trolley choose diameters that have values < 5 daN, for frequent handling choose values < 3 daN.

Available with brackets:



Standard-duty brackets NL

Maximum carrying capacity 300 daN - available diameters 125-200 mm
Top plate fitting. Available with the front brake.



Medium-duty brackets M

Maximum carrying capacity 500 daN - available diameters 150-200 mm
Top plate fitting. Available with adjustable front brake.



Medium-heavy duty brackets P

Maximum carrying capacity 500 daN - available diameters 125-200 mm
Top plate fitting. Available with adjustable rear brake.



Extra-heavy duty brackets EP

Maximum carrying capacity 800 daN - available diameters 150-250 mm
Top plate fitting. Available with adjustable rear brake.



Electrowelded brackets EE MHD - EE HD















Maximum carrying capacity 950 daN - available diameters 125-300 mm
Top plate fitting. Available with adjustable rear brake.



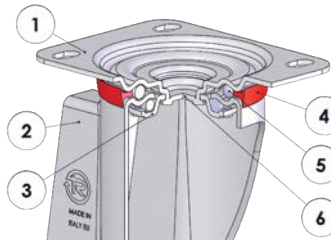
Twin electrowelded brackets EEG HD

Maximum carrying capacity 1000 daN - available diameters 150-200 mm
Top plate fitting.

















															
mm	mm	kg	CODE	kg	CODE	mm	mm	mm	mm	daN	daN	daN	daN		
125	50	1.88	722103	1.64	724103	20	55	47	14	450	250	300	240		
150	50	2.30	722104	2.06	724104	20	55	47	14	600	275	400	320		
150	50	2.28	722124	2.06	724104	25	55	47	14	600	275	400	320		
200	50	3.15	722106	2.87	724106	25	55	52	17	1000	335	500	400		
200	75	5.35	722126	5.07	724126	25	85	52	17	1200	400	700	560		
250	75	7.17	722108	6.67	724108	25	88	52	17.5	1500	450	800	640		
300	85	8.51	722109	8.05	724109	30	90	62	16	1800	500	950	760		
300	85	8.49	722129	8.05	724109	35	90	62	16	1800	500	950	760		

Standard-duty brackets NL - max carrying capacity 300 daN



- 1) Plate: electrolytically galvanised steel plate
 - 2) Fork: electrolytically galvanised steel plate
 - 3) Ball race ring: electrolytically galvanised steel plate
 - 4) Dust seal: orange polyethylene
 - 5) Swivel actions: double ball ring with grease lubrication
 - 6) King pin: integrated with the plate and cold-riveted
- Available with total front foot brake

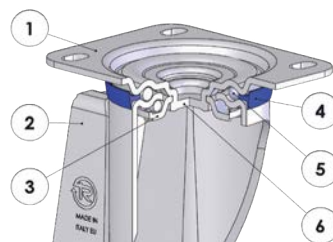
															
mm	mm	kg	CODE	kg	CODE	kg	CODE	mm	mm	mm	mm	mm	daN		
125	50	3.00	724313	2.63	725213	3.22	727113	166	140x110	105x80	11	57	156	300	
150	50	3.67	724304	3.30	725204	3.96	727124	194	140x110	105x80	11	56	156	300	
200	50	4.56	724336	4.34	725236	4.86	727126	240	140x110	105x80	11	56	156	300	

Options available to order



















Directional lock
for brackets
d. 150-200 mm

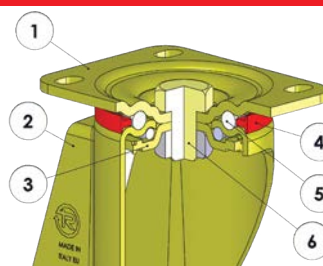
Medium-duty brackets M - max carrying capacity 500 daN




















- 1) Plate: electrolytically galvanised steel plate
 - 2) Fork: electrolytically galvanised steel plate
 - 3) Ball race ring: electrolytically galvanised steel plate
 - 4) Dust seal: blue polyethylene
 - 5) Swivel actions: double ball ring with grease lubrication
 - 6) King pin: integrated with the plate and cold-riveted
- Available with adjustable total front foot brake

																
mm	mm	kg	CODE	kg	CODE	kg	CODE	mm	mm	mm	mm	mm	mm	mm	daN	
150	50	4.02	724504	3.30	725204	4.49	727724	194	140x110	105x80	11	58	178		400	
200	50	4.95	724536	4.34	725236	5.11	727726	240	140x110	105x80	11	50	178		500	

Medium-heavy duty brackets P - max carrying capacity 500 daN



- 1) Plate: galvanised colonial steel plate
 - 2) Fork: galvanised colonial steel plate
 - 3) Ball race ring: galvanised colonial steel plate
 - 4) Dust seal: orange polyamide
 - 5) Swivel actions: double ball ring with grease lubrication
 - 6) King pin: steel bolt in grade 8.8 steel and steel nut
- Available with adjustable total rear foot brake

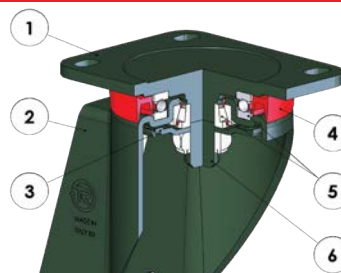
																
mm	mm	kg	CODE	kg	CODE	kg	CODE	mm	mm	mm	mm	mm	mm	mm	daN	daN
125	50	3.80	727513	3.24	728513			170	140x110	105x80	11	70			300	240
150	50	4.65	727504	3.42	728504	5.22	727224	200	140x110	105x80	11	70	126		400	320
200	50	5.62	727506	4.16	728506	6.19	727226	250	140x110	105x80	11	70	126		500	400

Options available to order



















Directional lock
for P brackets
d. 150-200 mm

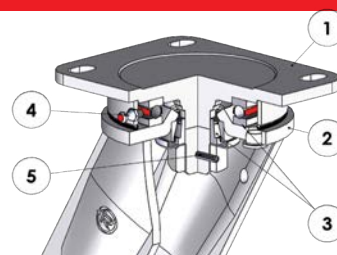
Extra-heavy duty brackets EP - max carrying capacity 800 daN



















- 1) Plate: green galvanised forged steel
- 2) Fork: green galvanised forged steel
- 3) Lower bearing protection ring
- 4) Dust seal: orange polyethylene
- 5) Swivel actions: axial ball bearing and tapered roller bearing
- 6) King pin: integrated with the machine-processed plate
Available with adjustable total rear foot brake

															
mm	mm	kg	CODE	kg	CODE	kg	CODE	mm	mm	mm	mm	mm	mm	daN	daN
150	50	4.92	727814	4.43	728814	5.49	727324	200	135x110	105x80	11	70	126	400	320
200	50	5.87	727816	5.43	728816	6.44	727326	250	135x110	105x80	11	70	126	500	400
200	75	10.90	727806	9.06	728806			275	175x140	140x105	14	66		700	560
250	75	12.71	727808	10.88	728808			300	175x140	140x105	14	66		800	640

Electrowelded brackets EE MHD - max carrying capacity 500 daN



- 1) Plate: forged steel with integrated pin
- 2) Fork: deep-drawn legs electro-welded to the flange
- 3) Swivel actions: axial ball bearing and tapered roller bearing
- 4) Grease nipple
- 5) Nut anti-loosening system
Available with adjustable total rear foot brake

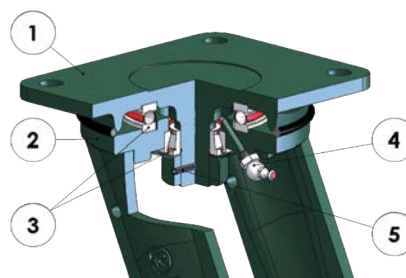
															
mm	mm	kg	CODE	kg	CODE	kg	CODE	mm	mm	mm	mm	mm	mm	daN	daN
125	50	4.78	729303	3.80	729403	5.66	729603	182	135x110	105x80	11	51	157	300	180
150	50	5.30	729304	4.31	729404	6.18	729604	210	135x110	105x80	11	60	157	400	320
200	50	6.27	729306	5.29	729406	7.15	729606	252	135x110	105x80	11	70	157	500	400

Options available to order

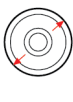
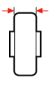








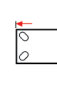

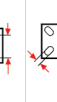







Directional lock
for brackets EE MHD
- EE HD - EED MHD:
see page 328

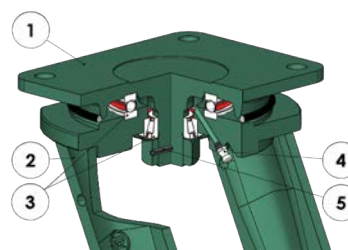
Electrowelded brackets EE HD - max carrying capacity 950 daN




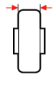




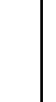

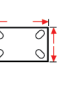
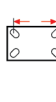
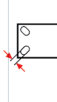







- 1) Plate: forged steel with integrated pin
- 2) Fork: deep-drawn legs electro-welded to the flange
- 3) Swivel actions: axial ball bearing and tapered roller bearing
- 4) Grease nipple
- 5) Nut anti-loosening system

																	
mm	mm	kg	CODE	kg	CODE	kg	CODE	mm	mm	mm	mm	mm	mm	mm	mm	daN	daN
200	75	11.81	729316	10.27	729416	12.69	729616	275	175x140	140x105	14	65	166			700	560
250	75	13.86	729307	12.27	729407	14.74	729607	320	175x140	140x105	14	74	166			800	640
300	85	15.32	729308	13.70	729408	16.20	729608	360	175x140	140x105	14	81	166			950	760

Twin electrowelded brackets EEG HD - max carrying capacity 1000 daN



- 1) Plate: forged steel with integrated pin
- 2) Fork: deep-drawn legs electro-welded to the flange
- 3) Swivel actions: axial ball bearing and tapered roller bearing
- 4) Grease nipple
- 5) Nut anti-loosening system

																	
mm	mm	kg	CODE	kg	CODE	mm	mm	mm	mm	mm	mm	mm	mm	mm	mm	daN	daN
150	50+50	12.75	728074	8.30	728174	228	175x140	140x105	14	50						800	640
200	50+50	14.90	728066	10.35	728166	280	175x140	140x105	14	65						1000	800
200	50+50	16.55	728076	11.75	728176	285	200x160	160x120	17	65						1000	800

Options available to order



Directional lock
for brackets EE MHD
- EE HD - EED MHD:
see page 328