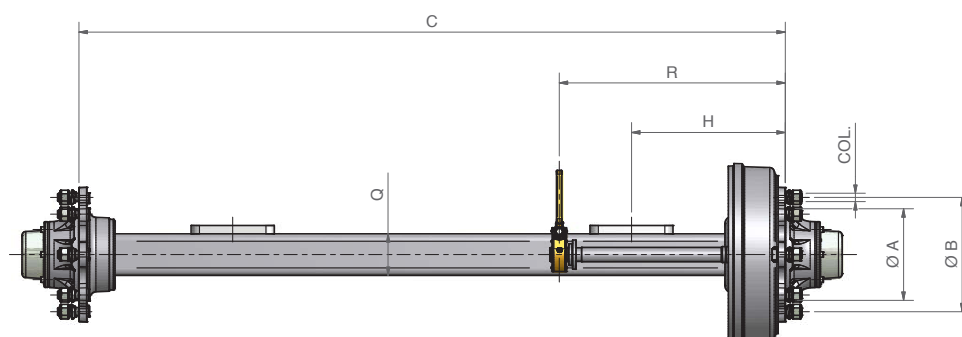









Assali quadri _ Square axles

25-40 km/h



QUADRI - SQUARES



CODICE Code	Q QUADRO Square (mm)	C ASSALI C Axles (mm)	25 km/h			40 km/h			SBALZO Overhang H (mm)
			2 ASSI Axles (Kg) 	MONO Mono (Kg) 	TANDEM Tandem (Kg) 	2 ASSI Axles (Kg) 	MONO Mono (Kg) 	TANDEM Tandem (Kg) 	
A03004412	30	1000	950	1050	850	880	970	800	125
A03504412	35	1000	950	1050	850	880	970	800	195
A03504420	35	1000	1050	1150	950	900	1000	850	180
A04004412	40	1000	950	1050	850	880	970	800	295
A04004440	40	1000	1450	1600	1300	1300	1450	1200	190
A04005520	40	1200	1900	2100	1700	1750	1900	1600	145
A04505530	45	1300	2400	2700	2100	2100	2400	1950	160
A05005540	50	1400	3100	3500	2800	2800	3100	2500	170
A05006540	50	1400	3100	3500	2800	2800	3100	2500	170
A05505540	55	1500	3100	3500	2800	2800	3100	2500	230
A05506630	55	1500	3800	4500	3500	3500	3900	3000	180
A06006640	60	1500	4700	5400	4200	4200	4800	3800	190
A07006645	70	1600	5800	6600	5100	5100	5800	4300	250
A07006661	70	1600	7200	8300	6700	6700	7400	6000	200
A07008661	70	1600	7200	8300	6700	6700	7400	6000	200
A08006661	80	1800	7200	8300	6700	6700	7400	6000	295
A08008661	80	1800	7200	8300	6700	6700	7400	6000	295
A08006668	80	1800	8200	9000	7400	7700	8400	7000	275
A08008668	80	1800	8200	9000	7400	7700	8400	7000	275
A08006671	80	1800	10000	10900	9000	9200	10000	8500	225
A08008671	80	1800	10000	10900	9000	9200	10000	8500	225
A09006671	90	1800	10000	10900	9000	9200	10000	8500	320
A09008671	90	1800	10000	10900	9000	9200	10000	8500	320
A09008880	90	1800	11800	12900	10000	10000	11500	9500	275
A09010880	90	1800	11800	12900	10000	10000	11500	9500	275
A10008880	100	1800	11800	12900	10000	10000	11500	9500	375
A10010880	100	1800	11800	12900	10000	10000	11500	9500	375
A10008898	100	1800	12500	14000	10500	11000	12000	10000	345
A10010898	100	1800	12500	14000	10500	11000	12000	10000	345
A11010991	110	1800	14000	15000	13000	14000	15000	13000	410
A11010994	110	1800	16500	18000	14800	15500	17000	14200	345
A12008880	120x12	1800	11800	12900	10000	10000	11500	9500	385
A12010880	120x12	1800	11800	12900	10000	10000	11500	9500	385
A13008898	130x14	1800	12500	14000	10500	11000	12000	10000	460
A13010898	130x14	1800	12500	14000	10500	11000	12000	10000	460
A13010991	130x14	1800	14000	15000	13000	14000	15000	13000	430
A13010994	130x14	1800	16500	18000	14800	15500	17000	14200	360
A14010991	140x14	2000	14000	15000	13000	14000	15000	13000	520
A14010994	140x14	2000	16500	18000	14800	15500	17000	14200	430
A15010994	150x14	2000	16500	18000	14800	15500	17000	14200	500

R = Contattare il nostro ufficio commerciale per la misura del perno oliva. R = Please take contact with our sales department for the measure of the camshaft.