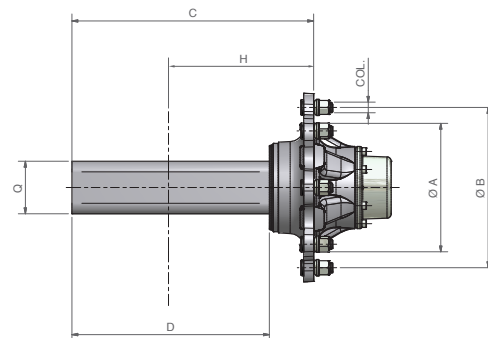
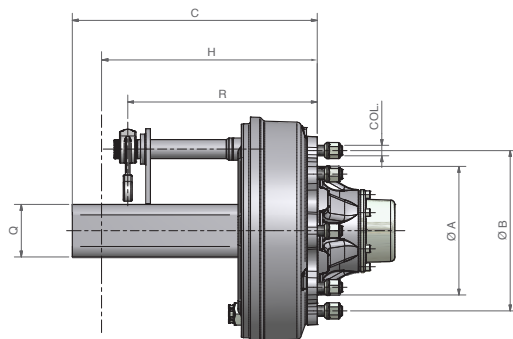
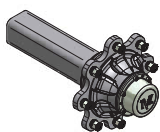








Semiassi quadri _ Square stub axles

60-80 km/h



QUADRI - SQUARES



CODICE Code	Q QUADRO Square (mm)	C SEMIASSI C Stub axles (mm)	D SEMIASSI D Stub axles (mm)	60 km/h			80 km/h			SBALZO Overhang H (mm)
				2 ASSI Axles (Kg) 	MONO Mono (Kg) 	TANDEM Tandem (Kg) 	2 ASSI Axles (Kg) 	MONO Mono (Kg) 	TANDEM Tandem (Kg) 	
S04005520	40	240	200	800	875	725				125
S04505530	45	245	200	975	1075	875				145
S05005540	50	245	200	1250	1375	1125				155
S05006540	50	245	200	1250	1375	1125				155
S05505540	55	245	200	1250	1375	1125				205
S05506630	55	250	200	1500	1725	1375				165
S06006640	60	250	200	1900	2175	1750				165
S07006645	70	350	300	2150	2450	1925				220
S07006660	70	365	300	3000	3450	2700	2700	3000	2400	160
S07008660	70	365	300	3000	3450	2700	2700	3000	2400	160
S08006660	80	365	300	3000	3450	2700	2700	3000	2400	300
S08008660	80	365	300	3000	3450	2700	2700	3000	2400	300
S08006668	80	370	300	3500	3850	3150	3150	3500	2850	265
S08008668	80	370	300	3500	3850	3150	3150	3500	2850	265
S08006671	80	375	300	4250	4700	3850	3850	4250	3500	220
S08008671	80	375	300	4250	4700	3850	3850	4250	3500	220
S09006671	90	375	300	4250	4700	3850	3850	4250	3500	300
S09008671	90	375	300	4250	4700	3850	3850	4250	3500	300
S09008880	90	385	300	4750	5250	4250	4250	4750	3750	265
S09010880	90	385	300	4750	5250	4250	4250	4750	3750	265
S10008880	100	385	300	4750	5250	4250	4250	4750	3750	370
S10010880	100	385	300	4750	5250	4250	4250	4750	3750	370
S10008898	100	385	300	5000	5500	4500	4500	5000	4000	350
S10010898	100	385	300	5000	5500	4500	4500	5000	4000	350
S11010991	110	390	300	6500	7000	6000	6000	6500	5500	345
S11010994	110	390	300	7100	7750	6500	6500	7000	6000	310
S12008880	120x12	400	315	4750	5250	4250	4250	4750	3750	370
S12010880	120x12	400	315	4750	5250	4250	4250	4750	3750	370
S13008898	130x14	400	315	5000	5500	4500	4500	5000	4000	460
S13010898	130x14	400	315	5000	5500	4500	4500	5000	4000	460
S13010991	130x14	400	310	6500	7000	6000	6000	6500	5500	360
S13010994	130x14	400	310	7100	7750	6500	6500	7000	6000	330
S14010991	140x14	500	410	6500	7000	6000	6000	6500	5500	425
S14010994	140x14	500	410	7100	7750	6500	6500	7000	6000	385
S15010994	150x14	500	410	7100	7750	6500	6500	7000	6000	460

R = Contattare il nostro ufficio commerciale per la misura del perno oliva. R = Please take contact with our sales department for the measure of the camshaft.